

## GOLDEN EAGLE INVITATIONAL 2022 MEET OFFICIALS

Cookeville, TN  
Putnam Co. Sports Complex  
Tennessee Tech Univ.  
9/16/2022

**Meet Director:**  
Peter Dalton  
**Meet Referee:**  
**Timing:**  
cfpiming.com



**Race #2**  
**8K men**

## FINAL RESULTS

## RACE SUMMARY

**Start Time:** 5:15 pm **Conditions:** Mostly Sunny **Temperature:** 85F, 43%H **Winds:** 5mph SSE

## TEAM SCORING SUMMARY

	<b>Final Standings</b>	<b>Score</b>	<b>Total</b>	<b>Avg.</b>
1	TN-MARTIN	33	2:10:59	26:12
2	TN TECH	43	2:12:21	26:29
3	MURRAY STATE	84	2:15:55	27:11
4	LINCOLN MEM.	117	2:18:53	27:47
5	CARSON-NEWMAN	128	2:20:53	28:11
6	TN R.C.	148	2:23:10	28:38
7	TN STATE	199	2:34:12	30:51

## SPLIT SCORING SUMMARY

800

	<b>UNOFFICIAL Standings</b>	<b>Score</b>
1	TN Tech	41
2	Carson-Newman	53
3	Lincoln Mem.	56
4	TN-Martin	117
5	TN R.C.	149
6	TN State	156
6	Murray State	156

2 MILE

	<b>UNOFFICIAL Standings</b>	<b>Score</b>
1	TN-Martin	42
2	TN Tech	44
3	Murray State	81
4	Lincoln Mem.	86







**UNOFFICIAL Standings****Score**

5	Carson-Newman	107
6	TN R.C.	165
7	TN State	209





**3.8 MILE****UNOFFICIAL Standings****Score**

1	TN-Martin	38
2	TN Tech	41
3	Murray State	78
4	Lincoln Mem.	109
5	Carson-Newman	125
6	TN R.C.	157
7	TN State	206

**INDIVIDUAL RESULTS**

Athlete	Team	Score	Time	800	2 mile	3.8 mile
1 CAHILL, WILL	 TN-MARTIN	1	25:42.0	10:16.5 (65)	18:04.7 (65)	25:42.0 (65)
2 MCCAUL, MICEAL	 TN TECH	2	25:45.3	41.0 (5)	10:17.2 (2)	<b>18:04.2 (1)</b>
3 MCNAIR, LUKE	 TN-MARTIN	3	25:45.9	42.6 (31)	10:18.0 (4)	18:04.5 (2)
4 CORREIA, VICENTE	 MURRAY STATE	4	26:09.6	42.5 (29)	<b>10:17.1 (1)</b>	18:16.0 (3)
5 FAUDI, CHASE	 TN TECH	5	26:14.1	41.2 (10)	10:21.4 (10)	18:21.9 (6)
6 RUIZ, JORGE	 MURRAY STATE	6	26:22.7	41.9 (20)	10:17.5 (3)	18:18.0 (4)
7 BORDEN, BRENT	 CARSON-NEWMAN	7	26:24.9	41.3 (11)	10:22.3 (12)	18:27.6 (9)
8 DAVIS, COLE	 TN-MARTIN	8	26:28.1	41.9 (19)	10:19.0 (7)	18:21.8 (5)
9 GOODCHILD, SAMUEL	 TN TECH	9	26:28.1	40.8 (3)	10:19.8 (9)	18:23.5 (8)
10 JOHNSON, LUKE	 TN-MARTIN	10	26:28.3	42.4 (27)	10:19.4 (8)	18:22.0 (7)
11 PAYNE, GEORGE	 TN-MARTIN	11	26:34.6	41.7 (17)	10:18.6 (6)	18:29.6 (10)
12 KIRKUS, CLAYTON	 TN TECH	12	26:50.3	42.1 (22)	10:28.4 (18)	18:46.8 (15)
13 BLYTH, JACK	 TN-MARTIN	13	26:57.9	42.2 (24)	10:28.2 (17)	18:46.1 (14)
14 TRIMM, BENJAMIN	 LINCOLN MEM.	14	27:01.9	40.6 (2)	10:21.5 (11)	18:40.1 (12)
15 SMITH, DOMINIC	 TN TECH	15	27:02.9	<b>40.6 (1)</b>	10:18.3 (5)	18:39.6 (11)
16 LESTER, RANSOM	TN R.C.	16	27:09.8	43.6 (40)	10:47.1 (37)	19:11.0 (24)
17 BEATTIE, NICK	 TN TECH	17	27:10.4	42.4 (28)	10:29.0 (20)	18:53.5 (16)
18 BRADFORD, CARTER	 TN TECH	18	27:11.1	42.1 (23)	10:28.5 (19)	18:53.9 (17)
19 JAKUBEK, MICHAEL	 LINCOLN MEM.	19	27:13.2	41.6 (16)	10:22.6 (13)	18:44.6 (13)
20 BRUGMANS, RAYMOND	 CARSON-NEWMAN	20	27:24.9	41.1 (9)	10:26.2 (14)	18:55.9 (18)
21 SANTORO, JOEY	 MURRAY STATE	21	27:29.4	43.2 (36)	10:43.9 (29)	19:05.5 (21)
22 GREEVES, SCOTT	TN R.C.	22	27:39.3	41.0 (6)	10:26.5 (15)	19:04.1 (20)

Athlete	Team	Score	Time	800	2 mile	3.8 mile
23 CRAIG, CHANCE	 TN-MARTIN	23	27:40.9	45.1 (52)	10:44.2 (30)	19:10.5 (23)
24 KEMBOI, VICTOR	 TN-MARTIN	--	27:40.9	44.3 (46)	10:43.3 (25)	19:03.8 (19)
25 HOOPER, ROBERT	 TN STATE	24	27:41.0	41.9 (18)	10:46.5 (35)	19:17.5 (26)
26 ENGELBRECHT, MARIIG	 LINCOLN MEM.	25	27:49.3	40.8 (4)	10:28.1 (16)	19:12.7 (25)
27 SCHALK, DANIEL	 MURRAY STATE	26	27:54.4	44.1 (44)	10:52.1 (39)	19:24.8 (31)
28 RUSCOE, BEN	 TN-MARTIN	--	27:54.9	43.9 (42)	10:43.8 (28)	19:18.7 (28)
29 HALL, BENJAMIN	 MURRAY STATE	27	27:58.5	42.9 (34)	10:30.9 (21)	19:07.1 (22)
30 DAWSON, ROBERT	 TN TECH	--	28:06.0	44.2 (45)	10:43.8 (26)	19:18.3 (27)
31 WILLIS, JAROD	 MURRAY STATE	28	28:15.6	44.9 (51)	10:45.3 (32)	19:21.2 (30)
32 FULTON, SAM	 LINCOLN MEM.	29	28:18.3	42.2 (25)	10:40.6 (24)	19:42.2 (35)
33 BALDWIN, SPENCER	 LINCOLN MEM.	30	28:29.5	41.5 (13)	10:35.9 (22)	19:20.2 (29)
34 HALL, HUDSON	 TN-MARTIN	--	28:33.8	44.6 (48)	10:43.8 (27)	19:31.9 (32)
35 KOLB, WILL	 CARSON-NEWMAN	31	28:38.7	41.5 (14)	10:45.5 (33)	19:37.3 (33)
36 LEGAULT, ISAAC	 TN TECH	--	28:48.0	42.5 (30)	10:46.5 (36)	19:47.1 (37)
37 DENT, RYAN	 MURRAY STATE	32	28:53.7	45.2 (54)	10:51.9 (38)	19:41.8 (34)
38 MILLER, HUNTER	 CARSON-NEWMAN	33	28:56.1	41.0 (8)	10:39.7 (23)	19:44.5 (36)
39 SHARP, ELI	TN R.C.	34	29:05.7	44.0 (43)	11:07.9 (43)	20:08.7 (41)
40 STETSON, COLE	 LINCOLN MEM.	35	29:08.1	43.3 (39)	11:01.6 (41)	19:58.5 (39)
41 KNIGHT, ETHAN	 TN-MARTIN	--	29:23.9	43.0 (35)	10:46.0 (34)	19:48.1 (38)
42 WILEY, KEITH	TN R.C.	36	29:27.3	44.6 (49)	11:18.1 (46)	20:28.6 (43)
43 HENRY, CHRISTIAN	 CARSON-NEWMAN	37	29:28.2	41.6 (15)	10:44.5 (31)	20:04.3 (40)
44 CUSTER, JACKSON	 MURRAY STATE	--	29:28.2	46.4 (60)	11:36.8 (51)	20:37.8 (45)
45 BARGE, THADDEE	 TN STATE	38	29:42.1	20:17.6 (67)	29:42.0 (66)	
46 FILLERS, SIMON	 LINCOLN MEM.	39	29:45.8	42.0 (21)	11:01.5 (40)	20:16.0 (42)
47 BROUD, MICHAEL	TN R.C.	40	29:47.7	42.8 (33)	11:08.5 (44)	20:30.0 (44)
48 DETERDING, BLAKE	TN R.C.	41	30:14.3	46.1 (59)	11:40.2 (52)	21:03.5 (49)
49 LOGAN, KIRBY	 CARSON-NEWMAN	42	30:21.4	42.3 (26)	11:14.9 (45)	20:49.0 (47)
50 THOMPSON , ANDREW	 CARSON-NEWMAN	43	30:36.4	42.6 (32)	11:19.1 (47)	20:57.9 (48)
51 CRASK, BEN	 MURRAY STATE	--	30:39.8	45.5 (57)	11:24.8 (48)	20:48.6 (46)
52 SMITH, NICHOLAS	 TN STATE	44	30:57.4	45.2 (53)	11:31.7 (50)	21:28.0 (52)
53 QUINN, NATHAN	 MURRAY STATE	--	31:00.6	48.5 (63)	12:06.1 (55)	21:37.1 (53)
54 SOULIER, PHILIP	TN R.C.	45	31:19.1	43.2 (38)	11:42.6 (53)	21:44.7 (54)
55 QUINN, SUNNY	 TN STATE	46	31:19.2	45.4 (56)	11:29.1 (49)	21:04.1 (50)
56 YOUNG , TY	TN R.C.	--	31:44.1	44.9 (50)	12:02.6 (54)	21:58.0 (55)
57 LOVELACE, TRENT	 CARSON-NEWMAN	--	31:44.8	41.4 (12)	11:03.3 (42)	21:19.8 (51)
58 MCCOWAN, AUSTIN	 TN TECH	--	32:01.8	44.4 (47)	12:10.9 (56)	22:23.7 (56)
59 KUKKAPALLI, ANDREW	TN R.C.	--	34:14.4	49.2 (64)	13:12.6 (62)	23:50.4 (58)
60 PRIDGEN, MAURICE	 TN STATE	47	34:31.8	46.9 (61)	12:41.1 (57)	23:22.0 (57)
61 NUNN, CALEB	 TN STATE	48	34:59.2	45.7 (58)	13:07.1 (60)	24:14.7 (59)

<b>Athlete</b>	<b>Team</b>	<b>Score</b>	<b>Time</b>	<b>800</b>	<b>2 mile</b>	<b>3.8 mile</b>
62 KINKLE, JEVION	 TN STATE	49	35:18.4	43.6 (41)	13:01.2 (59)	24:21.8 (60)
63 THURBER, RYAN	TN R.C.	--	35:28.2	47.4 (62)	13:10.4 (61)	24:22.7 (61)
64 LANDRY, TERRY	 TN STATE	--	35:30.3	41.0 (7)	12:59.9 (58)	24:30.6 (62)
65 NOEL, FRANK	 TN STATE	--	36:19.7	45.2 (55)	13:33.1 (63)	25:09.1 (63)
66 WHITE, BENJAMIN	 CARSON-NEWMAN	--	36:56.9	43.2 (37)	13:40.8 (64)	25:21.0 (64)