

GOLDEN EAGLE INVITATIONAL 2022 MEET OFFICIALS

Cookeville, TN
Putnam Co. Sports Complex
Tennessee Tech Univ.
9/16/2022

Meet Director:
Peter Dalton
Meet Referee:
Timing:
cfpiming.com



Race #1
6K women

FINAL RESULTS

RACE SUMMARY

Start Time: 4:30 pm **Conditions:** Mostly Sunny **Temperature:** 86F, 42%H **Winds:** 5mph SSE

TEAM SCORING SUMMARY

Final Standings	Score	Total	Avg.
1 TN TECH	23	1:59:20	23:52
2 MURRAY STATE	65	2:03:16	24:40
3 TN-MARTIN	85	2:05:34	25:07
4 CARSON-NEWMAN	91	2:07:02	25:25
5 LINCOLN MEM.	120	2:09:51	25:59
6 TN R.C.	150	2:18:23	27:41
7 TN STATE	208	2:38:31	31:43

SPLIT SCORING SUMMARY

800M






























UNOFFICIAL Standings	Score
1 Carson-Newman	31
2 TN Tech	58
3 Lincoln Mem.	66
4 Murray State	78
5 TN R.C.	106
6 TN-Martin	172
7 TN State	208




















2 MIL2

UNOFFICIAL Standings	Score
1 TN Tech	27
2 Murray State	79
3 Carson-Newman	85
4 TN-Martin	95

UNOFFICIAL Standings		Score
5	Lincoln Mem.	102
6	TN R.C.	147
7	TN State	213

INDIVIDUAL RESULTS

Athlete	Team	Score	Time	800m	2 mil2
1 WYLES, RUBY	 TN TECH	1	23:07.4	50.8 (27)	12:11.4 (1)
2 KIMUTAI, RUTH	 MURRAY STATE	2	23:44.6	47.9 (5)	12:13.8 (3)
3 CHEPKORIR, RAHAB	 TN TECH	3	23:56.5	48.2 (7)	12:19.6 (7)
4 COSTELLO, AVA	 TN TECH	4	23:56.7	47.3 (1)	12:12.9 (2)
5 VAN GOG, IMKE	 CARSON-NEWMAN	5	23:58.2	47.6 (4)	12:16.3 (6)
6 ALVAREZ, LILIA	 TN-MARTIN	6	24:04.2	52.8 (42)	12:34.9 (10)
7 LONG, MADILYN	 TN TECH	7	24:07.3	50.5 (25)	12:30.7 (9)
8 LABOY, AMANDA	 TN TECH	8	24:12.1	48.3 (9)	12:19.7 (8)
9 WADE, CHLOE	 TN TECH	9	24:14.5	50.3 (23)	12:36.8 (11)
10 TUCCI, SAMANTHA	 MURRAY STATE	10	24:32.2	49.4 (16)	12:42.5 (12)
11 LATHROP, GRACE	 CARSON-NEWMAN	11	24:33.0	47.4 (2)	12:16.1 (5)
12 EVANS, AMIRR	 MURRAY STATE	12	24:41.5	49.9 (19)	12:51.7 (17)
13 TANKERSLEY, LYDIA	 TN-MARTIN	13	24:45.5	52.1 (37)	12:52.9 (18)
14 CROFT, KATILEE	 LINCOLN MEM.	14	24:49.2	48.9 (10)	12:55.9 (19)
15 BRADFORD, EMMA	 TN TECH	15	24:53.1	49.5 (18)	12:47.6 (15)
16 SMOCK, KATIE	 CARSON-NEWMAN	16	25:02.5	48.1 (6)	12:45.7 (14)
17 ROBERTSHAW, NANCY	TN R.C.	17	25:03.1	49.2 (13)	12:44.8 (13)
18 EIMER, RITA	 TN-MARTIN	18	25:03.8	52.3 (38)	12:51.6 (16)
19 SMITH, AINSLEY	 MURRAY STATE	19	25:05.7	50.2 (21)	13:00.5 (23)
20 ROSE, GRACE	 LINCOLN MEM.	20	25:06.7	49.3 (14)	12:55.9 (20)
21 NORD, CIERRA	 TN-MARTIN	21	25:07.6	52.6 (39)	12:59.8 (22)
22 DAY, BREANNA	 MURRAY STATE	22	25:12.1	52.6 (40)	13:12.6 (31)
23 JOHNSON, KENDALL	 TN TECH	--	25:28.9	51.8 (35)	13:02.2 (26)
24 RUSSELL, HARPER	 LINCOLN MEM.	23	25:32.9	49.3 (15)	13:01.5 (25)
25 MERKLEY, MAKENNA	 TN TECH	--	25:33.7	50.6 (26)	13:09.0 (29)
26 JACKSON, LAURYN	 TN TECH	--	25:43.4	51.7 (33)	13:09.2 (30)
27 SMITH, SYDNEY	TN R.C.	24	25:53.1	49.1 (12)	12:59.8 (21)
28 WOOD, ALLISON	 MURRAY STATE	25	25:58.5	50.3 (22)	13:04.0 (27)
29 TUELL, ASHLEY	 CARSON-NEWMAN	26	26:04.3	48.2 (8)	13:07.4 (28)
30 UDOVICH, SHELBY	 TN TECH	--	26:26.1	51.6 (32)	13:23.9 (34)
31 ROY, MAGGIE	 TN-MARTIN	27	26:32.6	53.2 (46)	13:20.0 (33)

Athlete	Team	Score	Time	800m	2 mil2
32 HOLLIDAY, VICTORIA	 TN-MARTIN	28	26:53.9	53.0 (43)	13:30.0 (35)
33 ALFORD, CLARA	 TN-MARTIN	29	26:55.8	53.3 (49)	13:43.1 (37)
34 MCHUGH, EMILY	TN R.C.	30	27:03.8	50.0 (20)	13:41.0 (36)
35 KEITH, KIRSTEN	 LINCOLN MEM.	31	27:05.5	51.3 (29)	14:12.5 (41)
36 CURDE, REAGHAN	 LINCOLN MEM.	32	27:16.8	54.0 (54)	14:15.5 (42)
37 HOPE, MAGGIE	 CARSON-NEWMAN	33	27:23.7	48.9 (11)	13:52.3 (38)
38 STREALLY, GILLIAN	 LINCOLN MEM.	34	27:59.7	50.3 (24)	13:59.7 (39)
39 BROWN, GABRIELLE	 TN-MARTIN	--	28:43.1	53.4 (51)	14:25.2 (43)
40 YARID, KARLI	 CARSON-NEWMAN	35	28:48.9	51.6 (31)	14:36.7 (44)
41 WARD, TAYLOR	 TN TECH	--	28:54.6	51.3 (28)	14:11.2 (40)
42 TRUELOVE, OLIVIA	 LINCOLN MEM.	36	28:55.1	54.4 (56)	14:38.6 (46)
43 BRAZZELL, AUTUMN	 CARSON-NEWMAN	37	28:59.6	51.6 (30)	14:38.5 (45)
44 TURLEY, LILLIAN	 LINCOLN MEM.	--	29:26.8	54.6 (57)	14:52.9 (48)
45 SHIRLEY, FERN	TN R.C.	38	29:47.3	51.8 (34)	15:03.0 (50)
46 MANLEY, ALLISON	 TN-MARTIN	--	29:52.4	53.2 (47)	14:48.1 (47)
47 BRYANT, NATALYA	 TN STATE	39	30:04.4	53.2 (48)	15:10.5 (52)
48 MYERS, AJMONA	 TN STATE	40	30:11.4	53.1 (45)	15:10.4 (51)
49 DUGGAN, MAGGIE	TN R.C.	41	30:34.9	51.9 (36)	15:27.2 (53)
50 WADE, DREEANNA	 TN STATE	42	31:12.9	53.3 (50)	15:50.9 (54)
51 HUDSON, QUINN	 TN STATE	43	32:36.0	53.1 (44)	16:10.4 (55)
52 MCGEE, SYDNEY	 TN STATE	44	34:25.6	53.8 (52)	17:02.5 (56)
53 WINSLOW, SADA	 TN STATE	45	37:17.6	55.8 (58)	17:39.2 (58)