

NAIA OUTDOOR TRACK & FIELD CHAMPIONSHIPS 2017

Gulf Shores, AL

Mickey Miller Blackwell Stadium

Weather: Sunny & Clear, Th- 80, Fr- 83, Sa- 84

Host: Gulf Shores Sports Commission

5/25/2017 - 5/27/2017

MEET OFFICIALS

Meet Director:

Houston Young

Meet Referee:

Lawhorn/Thurber/ Mitchell

Timing:

www.cfpitiming.com



OFFICIAL MEET REPORT

printed: 5/27/2017 9:22 AM

START LIST

#49 Women's Marathon

W World	2:15:25.00	Paula Radcliffe	4/13/2003
A American	2:19:36.00	Deena Kastor	4/23/2006
N NAIA Championship	2:49:14.0h	Obsie Birru	2011

6:00 AM (Day 3)

Lane	#	Name	Yr	Team	Time
------	---	------	----	------	------

Section 1 of 1

1	23	YOUNG, ARIEL	SO	OHIO CHRISTIAN	1:26.30
2	43	LOPEZ, SELENE	SR	WAYLAND BAPTIST	1:23:00.0
3	26	WERNER, MICHAELA	JR	OKLAHOMA CITY	1:24:17.0
4	37	CHANCE, LEAH	SR	TENNESSEE WESLEY	1:25:38.0
5	15	HEER, ANNA	SO	MIDAMERICA NAZARE	1:26:22.0
6	45	WILLIAMS, EMILY	SR	WESTMONT	1:26:34.0
7	24	HARRILL, TAYLOR	SO	OKLAHOMA CITY	1:26:40.2
8	29	MULLEN, MADDIE	SO	SCAD ATLANTA	1:26:59.7
9	5	REID, JANIE	JR	CARROLL	1:27:01.0
10	33	STEVENS, ALISN	SR	ST. MARY (KAN.)	1:27:09.0
11	36	BOTTOROFF, MYSTE	FR	TENNESSEE WESLEY	1:27:10.0
12	47	SCHMIDT, HANNAH	SR	WILLIAM JESSUP	1:27:12.0
13	48	SHYKOWSKI, BAILEY	SO	WILLIAM JESSUP	1:27:12.0
14	14	BROWN, BETHANY	SO	MIDAMERICA NAZARE	1:27:14.0
15	3	MIDDAUGH, KATHY	SR	AQUINAS	1:27:36.0
16	35	SCHRODER, HANNAH	SR	TAYLOR	1:27:53.0
17	12	WANKUM, LAUREN	JR	MCPHERSON	1:27:57.2
18	49	GONZALEZ, GUADAL	JR	WILLIAM PENN	1:28:16.2
19	30	CLARK, CAITLIN	SO	SPRING ARBOR	1:28:32.2
20	2	HEILER, ABBY	SR	AQUINAS	1:28:39.0
21	42	GONZALES, MELISSA	FR	TEXAS WESLEYAN	1:28:40.0
22	46	WOOD, OLIVIA	SR	WESTMONT	1:28:44.6
23	28	IBARRA, CELESTE	SO	ROBERT MORRIS (ILL.	1:28:48.0
24	22	MCKIRGAN, MAKENZI	SO	MOUNT VERNON NAZ	1:28:53.9
25	18	PAVELKA, RACHEL	JR	MIDLAND	1:28:57.4
26	13	BARNEY, BREANNA	SO	MIDAMERICA NAZARE	1:29:04.0
27	7	HAWGOOD, EMILY	SR	COLLEGE OF IDAHO	1:29:12.1
28	38	RHODES, HANNAH	JR	TENNESSEE WESLEY	1:29:25.0
29	8	GROVE, TAYLOR	SO	CONCORDIA (NEB.)	1:29:28.0
30	17	PATTERSON, BRASKA	SO	MIDLAND	1:29:37.2
31	25	PALACIOS-GARCIA, A	SO	OKLAHOMA CITY	1:29:45.2
32	31	HOFFMANN, HANNAH	SR	SPRING ARBOR	1:30:07.2
33	1	DIBLE, ALLISON	SR	AQUINAS	1:30:22.0
34	21	HOFFERT, KATIE	FR	MOUNT MERCY	1:30:22.6
35	41	GALARZA, MARIA	SO	TEXAS WESLEYAN	1:30:30.0
36	16	HEER, SARAH	SO	MIDAMERICA NAZARE	1:30:35.0
37	39	YINGER, KARLIE	JR	TENNESSEE WESLEY	1:30:44.0
38	9	MCGAHA, MAUREEN	SR	CUMBERLANDS	1:30:55.0
39	6	NG, ALLYSON	SR	CENTRAL METHODIS	1:31:02.0
40	40	BUSTOS, ALEXIS	FR	TEXAS WESLEYAN	1:31:03.0
41	20	RIETVELD, BERKLEY	SR	MOUNT MARTY	1:31:06.0

#49 Women's Marathon (cont'd)

6:00 AM (Day 3)

Lane	#	Name	Yr	Team	Time
42	34	TUEY, KAITLYNN	JR	ST. MARY (KAN.)	1:31:07.0
43	19	O'MALLEY, MANDY	SR	MOUNT MARTY	1:31:08.0
44	32	ELLIS, KAITLYNN	FR	ST. MARY (KAN.)	1:31:34.0
45	11	VONBARGEN, JESSIE	JR	LEWIS-CLARK	1:31:44.2
46	10	POSNER, AMBER	SO	JAMESTOWN	1:31:55.8
47	4	HORLANDER, BAILEY	FR	BAKER	1:31:57.2
48	44	ALESHIRE, IVY	JR	WEST VIRGINIA TECH	3:29:49.0
49	27	GARRITSON, MAEGA	SR	POINT UNIVERSITY	3:32:23.0

#50 Men's Marathon

W World	2:02:57.00	Dennis Kimetto	9/28/2014
A American	2:05:38.00	Khalid Khannouchi	4/14/2002
N NAIA Championship	2:19:18.70	Nathan Martin	5/25/2013

6:00 AM (Day 3)

Lane	#	Name	Yr	Team	Time
------	---	------	----	------	------

Section 1 of 1

1	117	SHERFEY, JOSHUA	SR	THE MASTERS	1:08:25.0
2	66	SMITH, RYAN	SR	GOSHEN	1:09:34.6
3	96	MCNEILL, MAX	FR	OKLAHOMA CITY	1:09:41.2
4	67	BOONE, TANNER	SR	GREAT FALLS	1:10:37.0
5	108	GARZA, DAN	SR	SPRING ARBOR	1:10:54.0
6	53	FLORES, GREG	FR	BAKER	1:11:02.2
7	112	WEBER, TONY	JR	ST. MARY (KAN.)	1:11:03.0
8	110	GRAHAM, CHRISTIAN	JR	ST. MARY (KAN.)	1:11:04.0
9	85	VELASCO, BRANDON	SR	MIDAMERICA NAZARE	1:11:10.0
10	93	CRAWFORD, BRENNNA	SO	MOUNT VERNON NAZ	1:11:18.2
11	79	DEAL, SETH	JR	LEWIS-CLARK	1:11:19.2
12	57	RYERSON, LAYNE	FR	CARROLL	1:11:28.2
13	98	DIAZ, JOSE	SO	REINHARDT	1:11:36.0
14	90	WILSON, DEREK	JR	MISSOURI VALLEY	1:11:47.2
15	54	LINDER, JOSEPH	JR	BAKER	1:11:51.2
16	62	MADUT, GARANG	SR	CUMBERLAND (TENN.	1:11:52.0
17	74	GRIFFIN, CAYCE	SO	INDIANA TECH	1:11:55.0
18	88	ORTIZ LOPEZ, EDWIN	JR	MISSOURI VALLEY	1:11:57.2
19	52	SUMATZKUKU, KYLE	FR	BACONE	1:12:05.0
20	107	NAVA, GERARDO	JR	SOUTHWESTERN AS	1:12:06.0
21	114	GARCIA, JAVIER	JR	TENNESSEE WESLEY	1:12:13.0
22	109	BRITTAI, JEREMY	JR	ST. MARY (KAN.)	1:12:17.0
23	121	HUNT, ZACH	SR	VANGUARD	1:12:22.2
24	105	BOYDSTUN, JERSEY	JR	SOUTHWESTERN (KA	1:12:25.2
25	64	CURNOW, BRADEN	FR	DAKOTA STATE	1:12:33.3
26	84	STARK, WYATT	SO	MIDAMERICA NAZARE	1:12:36.0
27	63	CRUSE, MAX	FR	DAKOTA STATE	1:12:36.6
28	76	WALL, TANNER	SR	INDIANA TECH	1:12:39.0
29	81	HAAS, ISAAC	SR	MARIAN (IND.)	1:12:40.0

NAIA OUTDOOR TRACK & FIELD CHAMPIONSHIPS 2017

Gulf Shores, AL

Mickey Miller Blackwell Stadium

Weather: Sunny & Clear, Th- 80, Fr- 83, Sa- 84

Host: Gulf Shores Sports Commission

5/25/2017 - 5/27/2017

MEET OFFICIALS**Meet Director:**


Houston Young

Meet Referee:

Lawhorn/Thurber/ Mitchell

Timing:

www.cfpitiming.com

**OFFICIAL MEET REPORT**

printed: 5/27/2017 9:22 AM

START LIST**#50 Men's Marathon (cont'd)****6:00 AM (Day 3)**

Lane	#	Name	Yr	Team	Time
30	60	MERRELL, PHILIP	JR	CORNERSTONE	1:12:41.2
31	73	FRANK, ANTHONY	SR	INDIANA TECH	1:12:44.0
32	75	KIMBLE, NATE	SR	INDIANA TECH	1:12:44.0
33	58	STEELE, ZACHARY	SR	CORBAN	1:12:45.0
34	61	VROEGH, KEVIN	JR	CORNERSTONE	1:12:46.2
35	77	YOUNG, MATTHEW	SO	JAMESTOWN	1:12:49.2
36	89	REVELES, VICTOR	JR	MISSOURI VALLEY	1:12:50.2
37	55	ANNIS, JORDAN	SR	BETHEL (IND.)	1:12:53.2
38	72	CORRION, CHRISTIAN	SO	INDIANA TECH	1:12:55.0
39	92	BOWMAN, EVAN	SR	MOUNT MERCY	1:12:56.0
40	99	CARPENTER, KAMER	FR	RIO GRANDE	1:12:56.3
41	106	HERRERA, ROBERT	FR	SOUTHWESTERN AS	1:12:57.0
42	111	RAMIREZ, JOSHUA	JR	ST. MARY (KAN.)	1:12:58.0
43	119	FITZSIMMONS, KEEG	SR	TRINITY CHRISTIAN	1:12:58.2
44	101	GUY, DALLAS	SR	RIO GRANDE	1:13:03.7
45	124	WARD, AARON	SR	WALDORF	1:13:04.0
46	91	HINCHER, RYLAN	SO	MONTREAT	1:13:04.4
47	100	FREED, BLAKE	SR	RIO GRANDE	1:13:05.7
48	125	NEGRETE, DOUGLAS	JR	WEST VIRGINIA TECH	1:13:06.0
49	56	WALBOTT, JARRETT	JR	BETHEL (IND.)	1:13:06.2
50	120	VELTHUIZEN, CODY	SR	TRINITY CHRISTIAN	1:13:08.2
51	68	JONES, PEYTON	SO	GREAT FALLS	1:13:09.2
52	122	MEINERS, NATHAN	JR	WALDORF	1:13:10.0
53	115	ORELLANA, FERNAND	SO	TEXAS WESLEYAN	1:13:10.0
54	113	SCOTT, AARON	SR	TAYLOR	1:13:13.2
55	95	WARREN, AUSTIN	JR	NORTHWESTERN (IO)	1:13:14.3
56	97	ROLDAN, ISAAC	SO	OKLAHOMA CITY	1:13:20.2
57	126	WILSON, KALEB	SR	WILLIAM WOODS	1:13:24.0
58	123	MURLEY, ANDREW	FR	WALDORF	1:13:27.0
59	116	SWIATOCHA, DAVID	SR	TEXAS WESLEYAN	1:13:34.0
60	71	KEIFER, LUCAS	JR	HASTINGS	1:13:48.0
61	94	GALLOWAY, LUKE	SR	NORTHWESTERN (IO)	1:13:51.6
62	118	CLARK, ALEX	SR	TRINITY CHRISTIAN	1:13:53.2
63	83	KATZDORN, KURT	SR	MCPHERSON	1:13:53.2
64	50	TARSA, NICHOLAS	SR	AQUINAS	1:13:57.0
65	65	FRIESEN, ISAIAH	JR	GOSHEN	1:13:58.7
66	102	LOUGHRAN, EDDIE	SO	ROCKY MOUNTAIN	1:14:00.2
67	80	ROSALES, PACO	SO	LINDENWOOD-BELLE	1:14:01.8
68	51	ROA, EDUARDO	SR	BACONE	1:14:08.0
69	69	KALBFLEISCH, JACE	SR	GREAT FALLS	1:14:09.0
70	86	CASSIDY, CORTLAND	SO	MIDLAND	1:14:09.7
71	87	ELLIS, BRANDON	SR	MILLIGAN	1:14:13.0
72	59	CURTIS, TREVOR	JR	CORNERSTONE	1:14:30.2
73	82	DOMINGUEZ, JONATH	JR	MCPHERSON	1:14:30.2
74	70	ROBB, MATT	SR	GREAT FALLS	1:14:31.0

#50 Men's Marathon (cont'd)**6:00 AM (Day 3)**

Lane	#	Name	Yr	Team	Time
75	78	SPEARS, TRAIL	SR	KANSAS WESLEYAN	1:14:48.0
76	104	SMITH, MATTHEW	SR	SCAD SAVANNAH	2:34:56.0
77	103	O'DELL, SEBASTIAN	SR	SCAD SAVANNAH	2:46:36.0

#34 Men's Shot Put**All receive 3 attempts, top 9 + ties advance for 3 additional attempts.**

W	A	N	C	World	American	NAIA Championship	College Outdoor	23.12m	23.13m	20.06m	22.00m	Randy Barnes	Randy Barnes	Steve Ercegovac	John Godina	5/20/1990	5/20/1990	2000	6/3/1995	

1:00 PM (Day 3)

Lane	#	Name	Yr	Team	Mark
Flight 1 of 3					
1	939	STUART, MALIK	JR	INDIANA TECH	17.16m
2	790	LURZ, ZACHARY	SR	CONCORDIA (NEB.)	17.91m
3	789	KREUTZER, PHILIP	SR	CONCORDIA (NEB.)	15.85m
4	1160	MITCHELL, KYLE	SR	ST. FRANCIS (ILL.)	16.52m
5	1075	JUDSON, GRANT	SR	OLIVET NAZARENE	16.07m
6	1271	STEELE, RAY	FR	WILLIAM WOODS	15.60m
7	717	WILSON, KYLE	JR	BETHEL (KAN.)	16.01m
8	695	WEIDENHAMER, CLA	SR	AQUINAS	15.97m
9	1081	VOLLRATH, BRYCE	FR	OLIVET NAZARENE	16.93m
Flight 2 of 3					
1	712	OSTRANDER, KYLE	SR	BETHEL (IND.)	16.12m
2	1060	BAUMAN, CODY	JR	NORTHWESTERN (IO)	16.18m
3	839	BERRECKMAN, BEN	JR	DOANE	16.30m
4	1268	SEDDON, DEREK	SR	WILLIAM PENN	16.11m
5	841	BRITTAI, ZACH	SO	DOANE	18.02m
6	766	MEYER, BEAUGH	JR	CARROLL	16.05m
7	761	EMTER, CHRIS	JR	CARROLL	16.80m
8	700	PEOPLES, CORY	JR	BAKER	16.00m
9	943	COIL, BRENNAN	SO	INDIANA WESLEYAN	16.35m
Flight 3 of 3					
1	1086	JENSEN, MICHAEL	SO	OTTAWA	15.72m
2	907	WELLINGTON, ALEX	JR	HASTINGS	17.68m
3	1112	DREW, ROBERT	JR	SIENA HEIGHTS	15.83m
4	785	BOELLSTORFF, CODY	SR	CONCORDIA (NEB.)	15.65m
5	1233	LYNCH, DANIEL	SO	WEST VIRGINIA TECH	15.72m
6	931	RILEY, NATHAN	SO	INDIANA TECH	15.42m
7	1031	SABATA, SETH	SO	MIDLAND	17.11m
8	1053	SOVIK, MITCHELL	SO	MOUNT VERNON NAZ	15.40m

NAIA OUTDOOR TRACK & FIELD CHAMPIONSHIPS 2017

Gulf Shores, AL

Mickey Miller Blackwell Stadium

Weather: Sunny & Clear, Th- 80, Fr- 83, Sa- 84

Host: Gulf Shores Sports Commission

5/25/2017 - 5/27/2017

MEET OFFICIALS

Meet Director:


Houston Young

Meet Referee:

Lawhorn/Thurber/ Mitchell

Timing:

www.cfpitiming.com



OFFICIAL MEET REPORT

printed: 5/27/2017 9:22 AM

START LIST

#28 Men's Pole Vault

Progression-

W	World	6.14m	Sergey Budka	7/31/1994
A	American	6.04m	Brad Walker	6/8/2008
N	NAIA Championship	5.56m	Billy Olson	1982
C	College Outdoor	5.98m	Lawrence Johnson	5/25/1996

1:00 PM (Day 3)

Lane	#	Name	Yr	Team	Mark
------	---	------	----	------	------

Flight 1 of 1

1	1084	GRETZ, SETH	JR	OREGON TECH	4.90m
2	1116	JOHNSON, DEVONTE	FR	SIENA HEIGHTS	4.90m
3	797	WIECHMAN, LUCAS	SR	CONCORDIA (NEB.)	5.06m
4	770	BESAND, PEYTON	FR	CENTRAL METHODIS	4.60m
5	774	STEITZ, KIVEN	SR	CENTRAL METHODIS	4.76m
6	998	JOHNSON, GARRETT	FR	MARIAN (IND.)	4.60m
7	846	KLEIN, ANDREW	JR	DOANE	4.90m
8	850	OELKE, HOLDEN	SR	DOANE	4.80m
9	994	CONDE, MOUSSA	SO	MARIAN (IND.)	4.70m
10	851	SUDBECK, LEVI	FR	DOANE	4.70m
11	759	BRADY, KEATON	SO	CARROLL	4.70m
12	794	REICHERT, TYRELL	SO	CONCORDIA (NEB.)	4.70m
13	682	BELL, CURTIS	JR	AQUINAS	5.18m
14	807	FOX, DEON	SR	CORNERSTONE	4.70m
15	865	HIDALGO, LUCAS	FR	EASTERN OREGON	4.70m
16	1181	DEHAAN, JONATHAN	FR	TAYLOR	4.90m
17	683	BERZLEY, SCOTT	SO	AQUINAS	4.75m
18	1028	BROWN, ISAIAH	FR	MIDLAND	4.75m
19	698	BUSH, MATT	SR	BAKER	4.60m
20	958	BECKER, DANIEL	SO	JUDSON	4.65m
21	771	BROADUS, JOSHUA	SO	CENTRAL METHODIS	4.66m
22	764	HILBORN, GUNNAR	SR	CARROLL	4.60m
23	925	MCKENZIE, JUSTIN	JR	INDIANA TECH	5.07m
24	1098	MESSER, WILLIAM	FR	RIO GRANDE	4.60m
25	1006	WILSON, CLAYTON	SO	MARIAN (IND.)	4.60m

#32 Men's Triple Jump

All receive 3 attempts, top 9 + ties advance for 3 additional attempts.

W	World	18.29m	Jonathan Edwards	8/7/1995
A	American	18.09m	Kenny Harrison	7/27/1996
N	NAIA Championship	16.32m	Carey Tyler	1981
C	College Outdoor	17.57m	Keith Connor	6/5/1982

1:30 PM (Day 3)

Lane	#	Name	Yr	Team	Mark
------	---	------	----	------	------

Flight 1 of 3

1	1089	DAVIS, JRYI	JR	POINT PARK	14.62m
2	1220	BOYD, LEON	JR	WAYLAND BAPTIST	15.53m
3	1088	CARTER, TYLER	FR	POINT PARK	14.70m
4	910	DOTSON, VERNEST	SR	HUSTON-TILLOTSON	14.58m

#32 Men's Triple Jump (cont'd)

1:30 PM (Day 3)

Lane	#	Name	Yr	Team	Mark
5	827	STANTON, TY	FR	DICKINSON ST.	14.57m
6	848	KUSENA, SHINGAI	JR	DOANE	14.67m
7	1033	BOBO, TREMAINE	SO	MISSOURI BAPTIST	14.39m
8	1013	MUNKHOLM, JONNYT	JR	MENLO COLLEGE	14.61m
9	696	BARNES, JEREMI	FR	AVILA	14.60m

Flight 2 of 3

1	757	SPENCE, TOBIAS	FR	CARDINAL STRITCH	14.54m
2	1272	COLEMAN, KEAIREZ	SO	XAVIER-LOUISIANA	14.32m
3	1216	PATRICK, DONTAVIO	FR	VOORHEES	14.47m
4	837	ARNOLD, HENRY	FR	DOANE	14.45m
5	988	THOMPSON, ANTHON	JR	LINDSEY WILSON	14.53m
6	1153	AIKINS, AKWASI	FR	ST. FRANCIS (ILL.)	14.47m
7	1021	LEWIS, MICHAEL	SR	MIDAMERICA NAZARE	14.38m
8	984	MOSHELEKETI, GOAB	JR	LINDSEY WILSON	15.64m
9	849	MILLER, DE'ANDRE	JR	DOANE	14.81m

Flight 3 of 3

1	928	PARTEE, JORDAN	JR	INDIANA TECH	14.34m
2	1214	SALLEE, MASON	FR	VANGUARD	14.35m
3	921	LINTZ, ISAIAH	SR	INDIANA TECH	14.45m
4	919	DIXON, ALAIN	JR	INDIANA TECH	14.35m
5	1123	BELTZ, ZACH	SO	SOUTHERN OREGON	14.38m
6	699	PARKER, AVERY	JR	BAKER	14.26m
7	1225	IRVING, DONTE	FR	WAYLAND BAPTIST	14.59m
8	1203	BAILEY, XAVIER	FR	UNION (KY.)	14.20m

#25 Women's High Jump

Progression-

W	World	2.09m	Stefka Kostadinova	8/30/1987
A	American	2.05m	Chaunte Lowe	6/26/2010
N	NAIA Championship	1.89m	Latrese Johnson	1991
C	College Outdoor	1.99m	Brigetta Barrett	5/11/2013

2:00 PM (Day 3)

Lane	#	Name	Yr	Team	Mark
------	---	------	----	------	------

Flight 1 of 1

1	525	JOHNSON, MARISSA	SR	SIENA HEIGHTS	1.78m
2	408	ARELLANO, KAIANN	JR	JAMESTOWN	1.68m
3	642	COLLIER, BECKY	SR	WESTMONT	1.75m
4	284	BROWN, SHAY	SO	DOANE	1.74m
5	287	DALE, ALEXIS	FR	DOANE	1.74m
6	269	MICHALSKI, EMILY	SO	DAVENPORT	1.65m
7	516	PETTY, TYANNA	JR	RIO GRANDE	1.70m
8	316	MCBRIDE, HARLEY	SR	EASTERN OREGON	1.65m
9	557	COLLIER, BAILEY	SR	SOUTHWESTERN (KA)	1.70m
10	496	BROWN, ANNE-LORR	JR	OLIVET NAZARENE	1.69m
11	194	CAMPBELL, OLIVIA	SO	BRITISH COLUMBIA	1.65m

NAIA OUTDOOR TRACK & FIELD CHAMPIONSHIPS 2017

Gulf Shores, AL

Mickey Miller Blackwell Stadium

Weather: Sunny & Clear, Th- 80, Fr- 83, Sa- 84

Host: Gulf Shores Sports Commission

5/25/2017 - 5/27/2017

MEET OFFICIALS

Meet Director:

Houston Young

Meet Referee:

Lawhorn/Thurber/ Mitchell

Timing:

www.cfpitiming.com



OFFICIAL MEET REPORT

printed: 5/27/2017 9:22 AM

START LIST

#25 Women's High Jump (cont'd)

2:00 PM (Day 3)

Lane	#	Name	Yr Team	Mark
12	216	SCHMIDT, CRYSTAL	SR CARROLL	1.69m
13	459	NALTY, ASHLEIGH	SR MISSOURI BAPTIST	1.68m
14	636	SATO, NINA	JR WAYLAND BAPTIST	1.68m
15	299	SINTEK, CLAIRE	SO DOANE	1.68m
16	617	SUPERIOR, TAYLOR	JR USC-BEAUFORT	1.67m
17	462	BRINSON, JONINA	JR MOBILE	1.65m
18	331	BAKER, CHELSEA	JR FRIENDS	1.79m
19	322	CHIN, DAVIA	FR EDWARD WATERS	1.65m
20	450	WALKER, ARDEEN	FR MIDAMERICA NAZARE	1.65m
21	368	ROSENBAUM, SAVAN	SO HASTINGS	1.71m
22	376	GUIJARRO, CANDELL	JR INDIANA TECH	1.70m
23	416	DICKERSON, KAYLYN	SR LANGSTON	1.65m

#35 Women's Discus

All receive 3 attempts, top 9 + ties advance for 3 additional attempts.

W	World	76.80m	Gabriele Reinsch	7/9/1988
A	American	69.17m	Gia Lewis-Smallwood	8/30/2014
N	NAIA Championship	58.69m	Annie Hess	2008
C	College Outdoor	67.48m	Meg Ritchie	4/26/1981

2:00 PM (Day 3)

Lane	#	Name	Yr Team	Mark
Flight 1 of 3				
1	291	GRINT, KATE	FR DOANE	48.38m
2	226	OTERO, CLAIRE	JR COLLEGE OF IDAHO	45.15m
3	367	RAMAEKERS, NICOLE	JR HASTINGS	48.11m
4	503	VANNATTA, CARLIE	JR OLIVET NAZARENE	45.28m
5	248	SVOBODA, KATRICIA	SR CONCORDIA (NEB.)	48.27m
6	247	STEINBRUECK, JAN	JR CONCORDIA (NEB.)	44.92m
7	366	PARISH, KEELY	SO HASTINGS	45.40m
8	498	DAVIS, KYLIE	SO OLIVET NAZARENE	45.78m
Flight 2 of 3				
1	352	WELLS, TAYLOR	SR GRAND VIEW	46.76m
2	523	GEERLINGS, AMANDA	FR SIENA HEIGHTS	44.00m
3	406	SCHNEIDER, NICOLE	SO INDIANA WESLEYAN	42.79m
4	369	THOMPSON, TEEKA	SR HASTINGS	48.10m
5	244	SHAW, ADRIANNA	FR CONCORDIA (NEB.)	45.15m
6	529	O'NEILL, ASHLEY	SR SIENA HEIGHTS	47.70m
7	246	SKOPERA, CARLEY	SO CONCORDIA (NEB.)	43.96m
8	346	DAVIS, LAVON	FR GRAND VIEW	44.89m
Flight 3 of 3				
1	245	SHAW, BETHANY	FR CONCORDIA (NEB.)	46.83m
2	190	BLAKE, KAYLEE	SR BRIAR CLIFF	46.35m
3	494	BOCK, LEA	SO OLIVET NAZARENE	44.81m
4	243	ROBB, KALI	SR CONCORDIA (NEB.)	43.80m
5	501	RINEHART, JEZRI	SO OLIVET NAZARENE	43.77m

#35 Women's Discus (cont'd)

2:00 PM (Day 3)

Lane	#	Name	Yr Team	Mark
6	237	EMBRAY, JACY	SO CONCORDIA (NEB.)	43.55m
7	426	PETTELL, PAIGE	FR LINDSEY WILSON	43.55m
8	499	GEE, HANNAH	SR OLIVET NAZARENE	42.69m
9	589	WINDLE, ALYSSA	SR TABOR	47.95m

#19 Women's 3000m Steeple

W	World	8:52.78	Ruth Jebat	8/27/2016
A	American	9:11.42	Emma Coburn	7/12/2014
N	NAIA Championship	10:12.31	Justyna Mudy	2009
C	College Outdoor	9:24.41	Courtney Frerichs	6/11/2016

2:00 PM (Day 3)

Lane	#	Name	Yr Team	Time
Section 1 of 1				
1	179	DAWSON, LYNDEE	JR BIOLA	10:29.72
2	288	DEWISPELARE, MARI	SR DOANE	10:31.91
3	193	CAIRNS, BRIANNA	SR BRITISH COLUMBIA	10:44.53
4	472	FLETCHER, MICHELL	SR NORTHWEST CHRISTI	10:51.64
5	518	COOK, CAROLINE	JR SCAD SAVANNAH	10:52.25
6	178	CROY, STEPHANIE	JR BIOLA	10:56.81
7	210	ESPOSITO, LEAH	SR CARROLL	11:01.10
8	473	GALE, MACIE	SR NORTHWEST CHRISTI	11:02.62
9	639	BAKER, TERRI	SR WESTMONT	11:09.15
10	606	INGOLDSBY, RACHAE	SR THE MASTERS	11:10.12
11	227	RUSSELL, TAMIKA	SO COLLEGE OF IDAHO	11:11.21
12	388	RILEY, KERIGAN	SR INDIANA TECH	11:11.92
13	253	CORYELL, CATHY	SR CORNERSTONE	11:14.44
14	585	MORENO, LORENA	JR ST. MARY (KAN.)	11:15.35
15	336	FOLLETTE, CHRISTA	SO FRIENDS	11:18.45
16	341	ZIMMERMAN, BROOK	SR FRIENDS	11:18.91
17	573	BALL, GRACIE	SR ST. FRANCIS (ILL.)	11:21.55
18	182	HUNSAKER, HANNAH	JR BIOLA	11:24.52

#20 Men's 3000m Steeple

W	World	7:53.63	Sa'Of Shaheen	9/3/2004
A	American	8:04.71	Evan Jager	8/5/2014
N	NAIA Championship	8:40.03	David Cheromei	5/10/2015
C	College Outdoor	8:05.4h	Henry Rono	5/13/1978

2:20 PM (Day 3)

Lane	#	Name	Yr Team	Time
Section 1 of 1				
1	731	GAY, JOHN	JR BRITISH COLUMBIA	8:43.20
2	1057	WRIGHT, TJ	JR NORTHWEST CHRISTI	9:05.86
3	1109	ROSS, ADRIAN	JR SHAWNEE STATE	9:08.39
4	804	DEBOER, JOEY	SO CORNERSTONE	9:10.59
5	727	BERGMAN, SEAN	FR BRITISH COLUMBIA	9:12.22

NAIA OUTDOOR TRACK & FIELD CHAMPIONSHIPS 2017

Gulf Shores, AL

Mickey Miller Blackwell Stadium

Weather: Sunny & Clear, Th- 80, Fr- 83, Sa- 84

Host: Gulf Shores Sports Commission

5/25/2017 - 5/27/2017

MEET OFFICIALS**Meet Director:**


Houston Young

Meet Referee:

Lawhorn/Thurber/ Mitchell

Timing:

www.cfpitiming.com

**OFFICIAL MEET REPORT**

printed: 5/27/2017 9:22 AM

START LIST**#20 Men's 3000m Steeple (cont'd)****2:20 PM (Day 3)**

Lane	#	Name	Yr	Team	Time
6	1130	POTERACKE, KEVIN	JR	SOUTHERN OREGON	9:13.98
7	706	HARTMAN, JOEL	SR	BETHEL (IND.)	9:17.12
8	799	BOEKENOOGEN, CRA	SR	CORBAN	9:17.50
9	1107	BROWN, AESOP	SR	SCAD SAVANNAH	9:19.99
10	1178	BEAMISH, JOSEPH	JR	TAYLOR	9:20.07
11	776	GODFREY, BILLY	SO	COLLEGE OF IDAHO	9:22.27
12	1200	FRANCO, ALEC	JR	THE MASTERS	9:22.33
13	868	MASZK, NIC	JR	EASTERN OREGON	9:25.97
14	1209	DEATLEY, ZACH	SR	VANGUARD	9:27.12
15	945	GERICK, NATHAN	SR	INDIANA WESLEYAN	9:28.39
16	979	MUNOZ-LECHUGA, FA	JR	LINDENWOOD-BELLE	9:29.75
17	1044	SKILLERN, SEAN	SR	MORNINGSIDE	9:30.26

#21 Women's 4 x 100m Relay

W	World	40.82	USA	8/11/2012
A	American	40.82	USA national team	8/11/2012
N	NAIA Championship	44.32	Central State, OH	1994
C	College Outdoor	42.12	Oregon	4/15/2017

Finals 2:40 PM (Day 3)

Lane	Team	Time
Section 1 of 1		
1	DORDT (A)	A 47.29
2	SOUTHERN OREGON (A)	A 47.06
3	WILEY (A)	A 46.99
4	INDIANA TECH (A)	A 45.83
5	SOUTHERN-NO (A)	A 46.17
6	SIENA HEIGHTS (A)	A 46.44
7	USC-BEAUFORT (A)	A 47.13
8	WILLIAM CAREY (A)	A 47.18

#22 Men's 4 x 100m Relay

W	World	36.84	JAM	8/11/2012
A	American	37.38	USA national team	8/10/2012
N	NAIA Championship	39.40	Lindenwood, MO	2005
C	College Outdoor	38.04	T.C.U.	6/5/1998

Finals 2:50 PM (Day 3)

Lane	Team	Time
Section 1 of 1		
1	CAMPBELLSVILLE (A)	A 41.42
2	MARIAN (IND.) (A)	A 40.74
3	SOUTHERN-NO (A)	A 41.14
4	INDIANA TECH (A)	A 40.07
5	SOUTHERN OREGON (A)	A 41.10
6	EDWARD WATERS (A)	A 41.31
7	LINDSEY WILSON (A)	A 41.27

#22 Men's 4 x 100m Relay (cont'd)**Finals 2:50 PM (Day 3)**

Lane	Team	Time
8	BETHEL (IND.) (A)	A 41.41

#9 Women's 1500 Meters

W	World	3:50.07	Genzebe Dibaba	7/17/2015
A	American	3:57.12	Mary Slaney	7/26/1983
N	NAIA Championship	4:16.56	Sarah Howell	1992
C	College Outdoor	3:59.90	Jenny Simpson	

3:00 PM (Day 3)

Lane	#	Name	Yr	Team	Time
Section 1 of 1					
1	514	SHIELDS, ANNA	SO	POINT PARK	4:22.35
2	195	HAWTHORN, NATALIA	SR	BRITISH COLUMBIA	4:25.55
3	162	SIGAFOOSE, ADRI	JR	AQUINAS	4:26.92
4	200	SYMONDS, NICOLA	SO	BRITISH COLUMBIA	4:29.34
5	544	PERKINSON, JESSA	JR	SOUTHERN OREGON	4:30.11
6	196	KILMARTIN, SANDRA	SR	BRITISH COLUMBIA	4:31.14
7	403	MCBEATH, SARAH	SR	INDIANA WESLEYAN	4:33.07
8	490	MOORE, SARA	SR	OKLAHOMA CITY	4:35.02
9	504	DE CASTRO, DANIELL	SO	OREGON TECH	4:35.10
10	477	ENGELBREKT, LILY	JR	NORTHWEST U.	4:35.54
11	607	PEDRICK, MORGAN	SR	THE MASTERS	4:35.57
12	224	KLOPFENSTEIN, LILA	SR	COLLEGE OF IDAHO	4:39.55

#10 Men's 1500 Meters

W	World	3:26.00	Hicham El Guerrouj	7/14/1998
A	American	3:29.30	Bernard Lagat	8/28/2005
N	NAIA Championship	3:41.39	Silas Kisorio	2012
C	College Outdoor	3:35.30	Sydney Maree	6/6/1981

Finals 3:10 PM (Day 3)

Lane	#	Name	Yr	Team	Time
Section 1 of 1					
1	755	GARCIA, DANIEL	SR	CARDINAL STRITCH	3:51.75
2	1106	PETSCH, ISAAC	SO	ROCKY MOUNTAIN	3:51.83
3	1069	ROSE, TIM	JR	NORTHWESTERN (IO)	3:53.10
4	765	HYATT, CHANCE	JR	CARROLL	3:51.99
5	744	TRUMMER, MAX	JR	BRITISH COLUMBIA	3:51.95
6	1155	BLAYLOCK, BRIAN	JR	ST. FRANCIS (ILL.)	3:52.23
7	1101	GARCIA, ALEJANDRO	SR	ROBERT MORRIS (ILL.)	3:51.42
8	1201	MIKESELL, SKYLER	JR	THE MASTERS	3:52.46
9	781	LAWSON, TYLER	SO	COLUMBIA (MO.)	3:53.00
10	734	JARRON, LUKAS	SR	BRITISH COLUMBIA	3:52.15
11	935	RUNYAN, LUKE	JR	INDIANA TECH	3:52.59
12	780	HOLMAN, MALIK	FR	COLUMBIA (MO.)	3:52.30

NAIA OUTDOOR TRACK & FIELD CHAMPIONSHIPS 2017

Gulf Shores, AL

Mickey Miller Blackwell Stadium

Weather: Sunny & Clear, Th- 80, Fr- 83, Sa- 84

Host: Gulf Shores Sports Commission

5/25/2017 - 5/27/2017

MEET OFFICIALS**Meet Director:**


Houston Young

Meet Referee:

Lawhorn/Thurber/ Mitchell

Timing:

www.cfpitiming.com

**OFFICIAL MEET REPORT**

printed: 5/27/2017 9:22 AM

START LIST**#15 Women's 100m Hurdles**

W	World	12.20	Keni Harrison	7/22/2016
A	American	12.26	Brianna Rollins	6/22/2013
N	NAIA Championship	13.28	Crystal Bardge	2012
C	College Outdoor	12.39	Brianna Rollins	6/8/2013

Finals 3:20 PM (Day 3)

Lane	#	Name	Yr	Team	Time
Section 1 of 1					
1	382	LOWMAN, SHERITA	FR	INDIANA TECH	14.24
2	372	CORREIA, LEONDR A	FR	INDIANA TECH	14.23
3	199	MOTSI, TANYA	SR	BRITISH COLUMBIA	14.09
4	627	BRISCOE, TELECIA	FR	WAYLAND BAPTIST	13.83
5	635	PARKER, KARIS	JR	WAYLAND BAPTIST	13.87
6	654	DENNIE, RENAE	SO	WILEY	14.13
7	282	BRAMHALL, RACHEL	SR	DOANE	14.11
8	279	NEWMAN, SASHA	JR	DILLARD	14.19

#16 Men's 110m Hurdles

W	World	12.80	Aries Merritt	9/7/2012
A	American	12.80	Aries Merritt	9/7/2012
N	NAIA Championship	13.74	Dominique DeGrammont	2003
C	College Outdoor	13.00	Renaldo Nehemiah	5/6/1979

Finals 3:30 PM (Day 3)

Lane	#	Name	Yr	Team	Time
Section 1 of 1					
1	824	CHORRO, JOSE	SR	DICKINSON ST.	14.50
2	1187	HAWKINS, CHAZ	JR	TENNESSEE WESLEY	14.38
3	1177	ANTHONY, CALEB	FR	TAYLOR	14.33
4	1018	GRAHAM, CHRISTOP	SR	MIDAMERICA NAZARE	14.29
5	877	ELLIOT, III, CARL	FR	EDWARD WATERS	14.33
6	938	STANLEY, TREVOR	SR	INDIANA TECH	14.36
7	1023	RIHA, MICHAL	SO	MIDAMERICA NAZARE	14.44
8	978	HERRING, CHRISTIAN	SR	LINDENWOOD-BELLE	14.50

#1 Women's 100 Meters

W	World	10.49	Florence Griffith-Joyner	8/16/1988
A	American	10.49	Florence Griffith Joyner	7/16/1988
N	NAIA Championship	11.28	Jura Levy	5/24/2014
C	College Outdoor	10.78	Dawn Sowell	6/2/1989

Finals 3:50 PM (Day 3)

Lane	#	Name	Yr	Team	Time
Section 1 of 1					
1	522	GARDNER, ASIA	FR	SIENA HEIGHTS	11.92
2	462	BRINSON, JONINA	JR	MOBILE	11.87
3	632	HOLLINS, E'KEISHA	JR	WAYLAND BAPTIST	11.81
4	397	WOODS, BRIANNA	SR	INDIANA TECH	11.64
5	619	WILLIAMS, J'HARI	FR	USC-BEAUFORT	11.79
6	634	JOHNSON, DEVIN	FR	WAYLAND BAPTIST	11.82

#1 Women's 100 Meters (cont'd)**Finals 3:50 PM (Day 3)**

Lane	#	Name	Yr	Team	Time
7	377	HOLMES, TIA	JR	INDIANA TECH	11.86
8	335	ENGLE, NATALI	JR	FRIENDS	11.88

#2 Men's 100 Meters

W	World	9.58	Usain Bolt	8/16/2009
A	American	9.69	Tyson Gay	9/20/2009
N	NAIA Championship	10.05	Davidson Ezinwa	1992
C	College Outdoor	9.89	Ngoni Makusha	7/10/2001

Finals 4:00 PM (Day 3)

Lane	#	Name	Yr	Team	Time
Section 1 of 1					
1	926	MOORE, KEJAVON	JR	INDIANA TECH	10.42
2	1250	PALMER, ORAINE	SO	WILEY	10.43
3	936	SHARBAHN, WAYNE	SR	INDIANA TECH	10.34
4	1249	MORAIN, MORIBA	JR	WILEY	10.19
5	1223	HANDBOROUGH, KA	SR	WAYLAND BAPTIST	10.33
6	1227	SCRUGGS, JUSTIN	SR	WAYLAND BAPTIST	10.42
7	1127	EAST, MATT	SR	SOUTHERN OREGON	10.49
8	1253	RALPH, QUINN-LEE	SR	WILEY	10.34

#17 Women's 400m Hurdles

W	World	52.34	Yuliya Pechenkina	8/8/2003
A	American	52.47	Lashinda Demus	9/1/2011
N	NAIA Championship	55.14	Deon Hemmings	1993
C	College Outdoor	53.21	Kori Carter	6/7/2013

Finals 4:10 PM (Day 3)

Lane	#	Name	Yr	Team	Time
Section 1 of 1					
1	631	FLORES, ALEXIS	JR	WAYLAND BAPTIST	1:01.74
2	279	NEWMAN, SASHA	JR	DILLARD	1:01.47
3	282	BRAMHALL, RACHEL	SR	DOANE	1:01.31
4	549	GREEN, SHANTAE	JR	SOUTHERN-NO	1:00.71
5	558	NEEDHAM, TAYLOR	JR	SOUTHWESTERN (KA)	1:00.87
6	552	SMIKLE, KIMONA	SO	SOUTHERN-NO	1:01.63
7	283	BRANNAGAN, KALYN	JR	DOANE	1:01.63
8	571	SMITH, MOLLY JO	SR	ST. AMBROSE	1:01.73

#18 Men's 400m Hurdles

W	World	46.78	Kevin Young	8/6/1992
A	American	46.78	Kevin Young	8/6/1992
N	NAIA Championship	49.51	Pat Brown	2005
C	College Outdoor	47.56	Kerron Clement	6/11/2005

Finals 4:20 PM (Day 3)

Lane	#	Name	Yr	Team	Time
Section 1 of 1					
1	1151	REEMTSMA, JACK	SO	ST. AMBROSE	53.56

NAIA OUTDOOR TRACK & FIELD CHAMPIONSHIPS 2017

Gulf Shores, AL

Mickey Miller Blackwell Stadium

Weather: Sunny & Clear, Th- 80, Fr- 83, Sa- 84

Host: Gulf Shores Sports Commission

5/25/2017 - 5/27/2017

MEET OFFICIALS**Meet Director:**


Houston Young

Meet Referee:

Lawhorn/Thurber/ Mitchell

Timing:

www.cfpitiming.com

**OFFICIAL MEET REPORT**

printed: 5/27/2017 9:22 AM

START LIST**#18 Men's 400m Hurdles (cont'd)****Finals 4:20 PM (Day 3)**

Lane	#	Name	Yr	Team	Time
2	985	MURPHY, CAMERON	JR	LINDSEY WILSON	53.35
3	1058	RANDLE, TJ	JR	NORTHWEST U.	53.31
4	888	SMITH, SHAKEEM	FR	FLORIDA MEMORIAL	52.71
5	681	THOMPSON, JORDAN	SO	ALLEN	53.11
6	1097	CAMPBELL, CLINTON	JR	RIO GRANDE	53.19
7	1213	ROGERS, NOAH	JR	VANGUARD	54.01
8	797	WIECHMAN, LUCAS	SR	CONCORDIA (NEB.)	53.38

#5 Women's 400 Meters

W	World	47.60	Marita Koch	10/6/1985
A	American	48.70	Sandi Richards	9/17/2006
N	NAIA Championship	51.44	Fatimat Yusuf	1996
C	College Outdoor	49.71	Courtney Okolo	4/23/2016

Finals 4:30 PM (Day 3)

Lane	#	Name	Yr	Team	Time
Section 1 of 1					
1	676	WILLIAMS, ARIANE	SO	XAVIER-LOUISIANA	57.31
2	384	MOODY, AYANNA	SO	INDIANA TECH	56.98
3	308	VELGERSDYK, MIRAN	JR	DORDT	55.99
4	550	HYLTON, SHADAE	JR	SOUTHERN-NO	54.82
5	657	POLEON, NATASHA	SO	WILEY	55.59
6	580	MOODY, JENNA	JR	ST. FRANCIS (ILL.)	55.71
7	395	WILSON, APRIL	SR	INDIANA TECH	57.58
8	528	MOORE, ALEXIS	JR	SIENA HEIGHTS	56.74

#6 Men's 400 Meters

W	World	43.03	Wayde van Niekirk	8/14/2016
A	American	43.18	Michael Johnson	8/26/1999
N	NAIA Championship	45.07	Devon Morris	1986
C	College Outdoor	44.00	Quincy Watts	6/6/1992

Finals 4:40 PM (Day 3)

Lane	#	Name	Yr	Team	Time
Section 1 of 1					
1	1228	SKHOSANA, SONWAB	SO	WAYLAND BAPTIST	48.15
2	1149	OHIOZE, MICHAEL	SR	ST. AMBROSE	47.73
3	1138	THOMPSON, JAHNOY	SO	SOUTHERN-NO	47.54
4	1254	SHEARMAN, KIMORIE	FR	WILEY	47.10
5	1231	CLARKE, JORDAN	SR	WEBBER	47.44
6	1246	HAMILTON, RAJAY	JR	WILEY	47.45
7	1224	HINDS, TRE	SO	WAYLAND BAPTIST	47.85
8	1230	TURNER, DEMETRIUS	FR	WAYLAND BAPTIST	47.96

#7 Women's 800 Meters

W	World	1:53.28	Jarmila Kratochvilova	7/26/1983
A	American	1:56.40	Jearl Miles Clark	8/11/1999
N	NAIA Championship	2:02.12	Helen Crofts	2011
C	College Outdoor	1:59.10	Raevyn Rogers	4/15/2017

Finals 4:50 PM (Day 3)

Lane	#	Name	Yr	Team	Time
Section 1 of 1					
1	609	JOURDAN, ASHLEY	SR	TRINITY CHRISTIAN	2:13.47
2	638	WILLIAMS, ELIZABET	FR	WAYLAND BAPTIST	2:12.40
3	480	BOSCH, KATIE	JR	NORTHWESTERN (IO)	2:11.80
4	514	SHIELDS, ANNA	SO	POINT PARK	2:10.53
5	453	SEGRAVE, HANNAH	SR	MILLIGAN	2:11.61
6	162	SIGAFOOSE, ADRI	JR	AQUINAS	2:12.25
7	493	BEEZHOLD, ALEXA	JR	OLIVET NAZARENE	2:12.63
8	637	SOSA, SILVIA	JR	WAYLAND BAPTIST	2:13.40

#8 Men's 800 Meters

W	World	1:40.91	David Rudisha	2012
A	American	1:42.60	Johnny Gray	8/28/1985
N	NAIA Championship	1:46.10	Kenneth Koech	1999
C	College Outdoor	1:43.55	Donavan Brazier	6/16/2010

Finals 5:00 PM (Day 3)

Lane	#	Name	Yr	Team	Time
Section 1 of 1					
1	916	ADAIR, MATT	SR	INDIANA TECH	1:52.85
2	1251	PARKS, SHEVAN	FR	WILEY	1:52.65
3	735	KRAMER, RHYS	FR	BRITISH COLUMBIA	1:52.45
4	1185	CHOATE, BRYCE	SO	TENNESSEE WESLEY	1:50.97
5	1245	EDGAR, MARBEQ	JR	WILEY	1:50.98
6	1121	RODDEN, BRENT	SO	SIENA HEIGHTS	1:51.14
7	734	JARRON, LUKAS	SR	BRITISH COLUMBIA	1:52.75
8	953	ALLEN, DONTAYEOUS	SR	JARVIS CHRISTIAN	1:51.32

#3 Women's 200 Meters

W	World	21.34	Florence Griffith-Joyner	9/29/1988
A	American	21.34	Florence Griffith Joyner	9/29/1988
N	NAIA Championship	23.10	Sevethedn Fynes	
C	College Outdoor	22.04	Dawn Sowell	6/2/1989

Finals 5:10 PM (Day 3)

Lane	#	Name	Yr	Team	Time
Section 1 of 1					
1	512	FLETCHER, JEROSAN	JR	PARK U.	24.61
2	657	POLEON, NATASHA	SO	WILEY	24.20
3	397	WOODS, BRIANNA	SR	INDIANA TECH	23.98
4	547	BOLTON, ARGYANA	FR	SOUTHERN-NO	23.85
5	619	WILLIAMS, J'HARI	FR	USC-BEAUFORT	23.94
6	634	JOHNSON, DEVIN	FR	WAYLAND BAPTIST	24.19

NAIA OUTDOOR TRACK & FIELD CHAMPIONSHIPS 2017

Gulf Shores, AL

Mickey Miller Blackwell Stadium

Weather: Sunny & Clear, Th- 80, Fr- 83, Sa- 84

Host: Gulf Shores Sports Commission

5/25/2017 - 5/27/2017

MEET OFFICIALS**Meet Director:**


Houston Young

Meet Referee:

Lawhorn/Thurber/ Mitchell

Timing:

www.cfpitiming.com

**OFFICIAL MEET REPORT**

printed: 5/27/2017 9:22 AM

START LIST**#3 Women's 200 Meters (cont'd)****Finals 5:10 PM (Day 3)**

Lane	#	Name	Yr	Team	Time
7	260	BRAY, PAIGE	JR	CULVER-STOCKTON	24.52
8	522	GARDNER, ASIA	FR	SIENA HEIGHTS	24.61

#4 Men's 200 Meters

W	World	19.19	Usain Bolt	8/20/2009
A	American	19.32	Michael Johnson	8/1/1996
N	NAIA Championship	20.57	Innocent Egbunike	1985
C	College Outdoor	19.69	Walter Dix	5/25/2007

Finals 5:20 PM (Day 3)

Lane	#	Name	Yr	Team	Time
Section 1 of 1					
1	1253	RALPH, QUINN-LEE	SR	WILEY	21.19
2	1138	THOMPSON, JAHNOY	SO	SOUTHERN-NO	20.90
3	938	STANLEY, TREVOR	SR	INDIANA TECH	21.09
4	1249	MORAIN, MORIBA	JR	WILEY	20.82
5	1223	HANDBOROUGH, KA	SR	WAYLAND BAPTIST	20.95
6	981	HALLMON, KEVIN	SO	LINDSEY WILSON	21.12
7	987	ROBINSON, DEQUAN	FR	LINDSEY WILSON	21.15
8	1254	SHEARMAN, KIMORIE	FR	WILEY	21.18

#11 Women's 5000 Meters

W	World	14:11.15	Tirunesh Dibaba	
A	American	14:44.76	Molly Huddle	8/27/2010
N	NAIA Championship	16:20.97	Mirian Kaumba	
C	College Outdoor	15:07.64	Jenny Simpson	5/2/2009

Finals 5:30 PM (Day 3)

Lane	#	Name	Yr	Team	Time
Section 1 of 1					
1	519	HAVRANEK, ANNA	JR	SHAWNEE STATE	18:15.35
2	476	VALLAIRE, SHEA	JR	NORTHWEST CHRISTI	18:15.51
3	195	HAWTHORN, NATALIA	SR	BRITISH COLUMBIA	18:14.66
4	191	AU, ENID	SO	BRITISH COLUMBIA	18:35.25
5	587	WILLGING, ELLIE	SO	ST. XAVIER	18:13.54
6	228	VITALE-SULLIVAN, M	FR	COLLEGE OF IDAHO	18:36.19
7	544	PERKINSON, JESSA	JR	SOUTHERN OREGON	18:31.51
8	470	BROWN, SIERRA	SR	NORTHWEST CHRISTI	18:36.81
9	517	KEARNEY, EMILY	FR	SCAD ATLANTA	18:15.55
10	232	JOHNSTON, STEPHA	JR	CONCORDIA (MICH.)	18:40.79
11	605	FRANKIAN, ABIGAIL	JR	THE MASTERS	18:44.42
12	633	JEMELI, JACKLINE	SO	WAYLAND BAPTIST	18:41.63
13	487	CASSAR, BROOKE	JR	OKLAHOMA CITY	18:20.49
14	326	DORN, KEILI	SO	EMBRY-RIDDLE ARIZ	18:38.64
15	478	ESTABROOK, SARAH	JR	NORTHWEST U.	18:16.36
16	538	KASTER, JULIA	SO	SOUTHEASTERN U.	18:44.78

#12 Men's 5000 Meters

W	World	12:37.35	Kenenisa Bekele	5/31/2004
A	American	12:53.60	Bernard Lagat	7/22/2011
N	NAIA Championship	13:41.81	Julius Randich	1993
C	College Outdoor	13:08.4h	Henry Rono	4/8/1978

Finals 5:55 PM (Day 3)

Lane	#	Name	Yr	Team	Time
Section 1 of 1					
1	1182	HALL, MATT	SR	TAYLOR	15:07.02
2	1068	NORRIS, WILL	SR	NORTHWESTERN (IO	15:25.76
3	1056	KRAAL, GARRETT	JR	NORTHWEST CHRISTI	15:06.32
4	746	BOONE, TYLER	SR	BRYAN	15:19.37
5	731	GAY, JOHN	JR	BRITISH COLUMBIA	15:21.86
6	697	THOMAS, JACKSON	SR	BACONE	15:24.01
7	733	HOOTON, JESSE	SR	BRITISH COLUMBIA	15:06.17
8	950	REINKING, JACOB	SR	INDIANA WESLEYAN	15:07.66
9	751	SANDIDGE, ADAM	JR	CAMPBELLSVILLE	15:15.69
10	1257	KIPCHUMBA, GEOFFR	JR	WILLIAM CAREY	15:06.01
11	803	DE YOUNG, COLIN	FR	CORNERSTONE	15:30.61
12	779	WALKER, DYLAN	SR	COLLEGE OF IDAHO	15:10.96
13	718	THOMPSON, RYAN	SO	BIOLA	15:27.61
14	738	MILIC, MICHAEL	FR	BRITISH COLUMBIA	15:08.61
15	971	RYAN, NOLAN	JR	LEWIS-CLARK	15:08.25
16	737	LUMB, KIERAN	FR	BRITISH COLUMBIA	15:07.67

#23 Women's 4 x 400m Relay

W	World	3:15.17	URS	10/1/1988
A	American	3:15.51	USA national team	10/1/1988
N	NAIA Championship	3:33.46	Southern- New Orleans	1994
C	College Outdoor	3:23.75	Texas	4/3/2004

Finals 6:15 PM (Day 3)

Lane	Team	Time
Section 1 of 1		
1	DILLARD (A)	A 3:49.93
2	WAYLAND BAPTIST (A)	A 3:48.52
3	INDIANA TECH (A)	A 3:46.75
4	SOUTHERN-NO (A)	A 3:45.03
5	WILEY (A)	A 3:46.01
6	CARROLL (A)	A 3:47.56
7	DORDT (A)	A 3:49.58
8	XAVIER-LOUISIANA (A)	A 3:49.76

#24 Men's 4 x 400m Relay

W	World	2:54.29	USA	8/22/1993
A	American	2:54.29	USA national team	8/22/1993
N	NAIA Championship	3:05.40	Mississippi Valley State	1981
C	College Outdoor	2:59.59	L.S.U.	6/11/2005

NAIA OUTDOOR TRACK & FIELD CHAMPIONSHIPS 2017

Gulf Shores, AL

Mickey Miller Blackwell Stadium

Weather: Sunny & Clear, Th- 80, Fr- 83, Sa- 84

Host: Gulf Shores Sports Commission

5/25/2017 - 5/27/2017

MEET OFFICIALS

Meet Director:


Houston Young

Meet Referee:

Lawhorn/Thurber/ Mitchell

Timing:

www.cfpitiming.com



OFFICIAL MEET REPORT

printed: 5/27/2017 9:22 AM

START LIST

#24 Men's 4 x 400m Relay (cont'd)

Finals 6:25 PM (Day 3)

Lane	Team	Time
Section 1 of 1		
1	SOUTHERN OREGON (A)	A 3:14.70
2	BETHEL (IND.) (A)	A 3:12.72
3	SOUTHERN-NO (A)	A 3:12.02
4	WILEY (A)	A 3:10.78
5	WAYLAND BAPTIST (A)	A 3:11.97
6	CARROLL (A)	A 3:15.69
7	MIDAMERICA NAZARENE (A)	A 3:13.57
8	OLIVET NAZARENE (A)	A 3:14.67