

NAIA OUTDOOR TRACK & FIELD CHAMPIONSHIPS 2017

Gulf Shores, AL

Mickey Miller Blackwell Stadium

Weather: Sunny & Clear, Th- 80, Fr- 83, Sa- 84

Host: Gulf Shores Sports Commission

5/25/2017 - 5/27/2017

MEET OFFICIALS**Meet Director:**


Houston Young

Meet Referee:

Lawhorn/Thurber/ Mitchell

Timing:

www.cfpitiming.com

**OFFICIAL MEET REPORT**

printed: 5/25/2017 10:30 PM

START LIST**#42-1 Men's Decathlon 100 Meters**

W	World	9.58	Usain Bolt	8/16/2009
A	American	9.69	Tyson Gay	9/20/2009
N	NAIA Championship	10.05	Davidson Ezinwa	1992
C	College Outdoor	9.89	Ngoni Makusha	7/10/2001

10:00 AM (Day 1)

Lane	#	Name	Yr	Team
Section 1 of 2				
1	772	GANDY, DREW	SR	CENTRAL METHODIS
2	855	BOLT, MATTHEW	SR	DORDT
3	741	PRZYSTUPA, MICHAEL	SR	BRITISH COLUMBIA
4	1096	ANDJELIC, NIKOLA	JR	RIO GRANDE
5	1238	NEMITZ, JACKSON	SO	WESTMONT
6	1084	GRETZ, SETH	JR	OREGON TECH
7	705	FOX, PHILIP	SO	BETHEL (IND.)
8	1126	DOTSON, JOE	SO	SOUTHERN OREGON
Section 2 of 2				
1	851	SUDBECK, LEVI	FR	DOANE
2	800	BRACKEN, JASON	JR	CORBAN
3	1211	LAWSON, WINSTON	SR	VANGUARD
4	778	NEY, BROOKS	JR	COLLEGE OF IDAHO
5	1240	TOP, PIETER	FR	WESTMONT
6	1067	KORVER, CALVIN	FR	NORTHWESTERN (IO)
7	1144	CONNELL, COLE	SO	ST. AMBROSE
8	801	SCHMIDT, MICHAEL	FR	CORBAN

#37 Women's Hammer

All receive 3 attempts, top 9 + ties advance for 3 additional attempts.

W	World	82.98m	Anita Wlodarczyk	8/28/2016
A	American	75.73m	Amanda Bingson	6/22/2013
N	NAIA Championship	61.64m	Reta Woodard	5/23/2013
C	College Outdoor	72.94m	Jenny Dahlgren	4/13/2007

10:00 AM (Day 1)

Lane	#	Name	Yr	Team	Mark
Flight 1 of 3					
1	255	HOLYFIELD, GABBY	JR	CORNERSTONE	49.16m
2	367	RAMAEKERS, NICOLE	JR	HASTINGS	49.83m
3	264	MARTIN, KYLIE	SR	DAKOTA STATE	48.98m
4	346	DAVIS, LAVON	FR	GRAND VIEW	48.25m
5	239	LIERMANN, SAMANTH	SO	CONCORDIA (NEB.)	50.31m
6	268	JAMES, MARISSA	JR	DAVENPORT	48.27m
7	354	JONES, BREANNA	JR	GREAT FALLS	48.34m
8	623	REILLY, SAMANTHA	JR	VITERBO	49.29m
9	181	HOLLINGER, AMBERN	JR	BIOLA	48.07m
10	173	LUMPKIN, KERYN	SO	BETHEL (IND.)	48.02m
Flight 2 of 3					
1	332	BELT, ABBY	JR	FRIENDS	53.04m
2	243	ROBB, KALI	SR	CONCORDIA (NEB.)	58.03m

#37 Women's Hammer (cont'd)**10:00 AM (Day 1)**

Lane	#	Name	Yr	Team	Mark
3	365	OLSEN, SARA	JR	HASTINGS	53.31m
4	271	PERRY, KAYLYN	JR	DAVENPORT	51.11m
5	273	SCHUMAKER, JENNA	SO	DAVENPORT	49.47m
6	364	NASH, EBONI	SO	HASTINGS	49.44m
7	220	KOPP, PRESTON	SR	CLARKE	54.46m
8	503	VANNATTA, CARLIE	JR	OLIVET NAZARENE	51.33m
9	529	O'NEILL, ASHLEY	SR	SIENA HEIGHTS	53.05m
10	508	MUSIC, BRYANNA	JR	OTTAWA	52.77m
Flight 3 of 3					
1	530	O'NEILL, RACHEL	SO	SIENA HEIGHTS	48.93m
2	577	KELLY, RAVEN	SR	ST. FRANCIS (ILL.)	58.06m
3	361	LYON, KELBIE	SO	HASTINGS	51.21m
4	240	MEYER, SYDNEY	SR	CONCORDIA (NEB.)	54.64m
5	501	RINEHART, JEZRI	SO	OLIVET NAZARENE	50.21m
6	174	NELLIS, MELANIE	SR	BETHEL (IND.)	51.00m
7	520	COUTURE, EMILY	SO	SIENA HEIGHTS	48.60m
8	667	SCRIVNER, MADELYN	JR	WILLIAM WOODS	52.88m
9	248	SVOBODA, KATRICIA	SR	CONCORDIA (NEB.)	52.32m
10	593	JORDAHL, BRIANNA	SO	TAYLOR	49.74m

#41-1 Women's Outdoor Heptathlon 100m Hurdles

W	World	12.20	Keni Harrison	7/22/2016
A	American	12.26	Brianna Rollins	6/22/2013
N	NAIA Championship	13.28	Crystal Bardge	2012
C	College Outdoor	12.39	Brianna Rollins	6/8/2013

10:30 AM (Day 1)

Lane	#	Name	Yr	Team
Section 1 of 4				
2	642	COLLIER, BECKY	SR	WESTMONT
4	360	FAIMON, APRIL	SR	HASTINGS
6	272	SCHAFFER, EMMA	FR	DAVENPORT
8	212	LACOCK, BETHANY	JR	CARROLL
Section 2 of 4				
2	507	VON ESSEN, AMBER	SO	OREGON TECH
4	665	RICHMOND, JENNAH	SR	WILLIAM JESSUP
6	617	SUPERIOR, TAYLOR	JR	USC-BEAUFORT
8	338	ISAACS, TYANN	JR	FRIENDS
Section 3 of 4				
2	270	MORRISON, SAMANT	FR	DAVENPORT
4	666	HOUSTON, ANNA	SO	WILLIAM WOODS
6	431	BANKS, LEAH	SO	LOYOLA-NEW ORLEA
8	313	DODD, PAIGE	SO	EASTERN OREGON
Section 4 of 4				
2	516	PETTY, TYANNA	JR	RIO GRANDE
4	216	SCHMIDT, CRYSTAL	SR	CARROLL

NAIA OUTDOOR TRACK & FIELD CHAMPIONSHIPS 2017

Gulf Shores, AL

Mickey Miller Blackwell Stadium

Weather: Sunny & Clear, Th- 80, Fr- 83, Sa- 84

Host: Gulf Shores Sports Commission

5/25/2017 - 5/27/2017

MEET OFFICIALS**Meet Director:**


Houston Young

Meet Referee:

Lawhorn/Thurber/ Mitchell

Timing:

www.cfpitiming.com

**OFFICIAL MEET REPORT**

printed: 5/25/2017 10:30 PM

START LIST**#41-1 Women's Outdoor Heptathlon 100m Hurdles (cont)****10:30 AM (Day 1)**

Lane	#	Name	Yr	Team
6	408	ARELLANO, KAIANN	JR	JAMESTOWN
8	668	VAN HARN, MEGAN	FR	WILLIAM WOODS

#42-2 Men's Decathlon Long Jump

W	World	8.95m	Mike Powell	8/30/1991
A	American	8.95m	Mike Powell	8/30/1991
N	NAIA Championship	8.09m	Joshua Owusu	1974
C	College Outdoor	8.74m	Erick Walder	4/2/1994

10:35 AM (Day 1)

Lane	#	Name	Yr	Team
Flight 1 of 1				
1	741	PRZYSTUPA, MICHAEL	SR	BRITISH COLUMBIA
2	1084	GRETZ, SETH	JR	OREGON TECH
3	778	NEY, BROOKS	JR	COLLEGE OF IDAHO
4	705	FOX, PHILIP	SO	BETHEL (IND.)
5	772	GANDY, DREW	SR	CENTRAL METHODIS
6	800	BRACKEN, JASON	JR	CORBAN
7	1067	KORVER, CALVIN	FR	NORTHWESTERN (IO)
8	1240	TOP, PIETER	FR	WESTMONT
9	1126	DOTSON, JOE	SO	SOUTHERN OREGON
10	801	SCHMIDT, MICHAEL	FR	CORBAN
11	1238	NEMITZ, JACKSON	SO	WESTMONT
12	851	SUDBECK, LEVI	FR	DOANE
13	855	BOLT, MATTHEW	SR	DORDT
14	1096	ANDJELIC, NIKOLA	JR	RIO GRANDE
15	1144	CONNELL, COLE	SO	ST. AMBROSE
16	1211	LAWSON, WINSTON	SR	VANGUARD

#41-2 Women's Outdoor Heptathlon High Jump

W	World	2.09m	Stefka Kostadinova	8/30/1987
A	American	2.05m	Chaunte Lowe	6/26/2010
N	NAIA Championship	1.89m	Latrese Johnson	1991
C	College Outdoor	1.99m	Brigetta Barrett	5/11/2013

11:05 AM (Day 1)

Lane	#	Name	Yr	Team
Flight 1 of 1				
1	212	LACOCK, BETHANY	JR	CARROLL
2	668	VAN HARN, MEGAN	FR	WILLIAM WOODS
3	216	SCHMIDT, CRYSTAL	SR	CARROLL
4	666	HOUSTON, ANNA	SO	WILLIAM WOODS
5	431	BANKS, LEAH	SO	LOYOLA-NEW ORLEA
6	617	SUPERIOR, TAYLOR	JR	USC-BEAUFORT
7	313	DODD, PAIGE	SO	EASTERN OREGON
8	665	RICHMOND, JENNAH	SR	WILLIAM JESSUP
9	516	PETTY, TYANNA	JR	RIO GRANDE

#41-2 Women's Outdoor Heptathlon High Jump (cont)**11:05 AM (Day 1)**

Lane	#	Name	Yr	Team
10	338	ISAACS, TYANN	JR	FRIENDS
11	360	FAIMON, APRIL	SR	HASTINGS
12	408	ARELLANO, KAIANN	JR	JAMESTOWN
13	507	VON ESSEN, AMBER	SO	OREGON TECH
14	272	SCHAFFER, EMMA	FR	DAVENPORT
15	642	COLLIER, BECKY	SR	WESTMONT
16	270	MORRISON, SAMANT	FR	DAVENPORT

#42-3 Men's Decathlon Shot Put

W	World	23.12m	Randy Barnes	5/20/1990
A	American	23.13m	Randy Barnes	5/20/1990
N	NAIA Championship	20.06m	Steve Ercegovic	2000
C	College Outdoor	22.00m	John Godina	6/3/1995

11:15 AM (Day 1)

Lane	#	Name	Yr	Team
Flight 1 of 1				
1	778	NEY, BROOKS	JR	COLLEGE OF IDAHO
2	1096	ANDJELIC, NIKOLA	JR	RIO GRANDE
3	1126	DOTSON, JOE	SO	SOUTHERN OREGON
4	1238	NEMITZ, JACKSON	SO	WESTMONT
5	800	BRACKEN, JASON	JR	CORBAN
6	851	SUDBECK, LEVI	FR	DOANE
7	855	BOLT, MATTHEW	SR	DORDT
8	1067	KORVER, CALVIN	FR	NORTHWESTERN (IO)
9	1211	LAWSON, WINSTON	SR	VANGUARD
10	705	FOX, PHILIP	SO	BETHEL (IND.)
11	1240	TOP, PIETER	FR	WESTMONT
12	741	PRZYSTUPA, MICHAEL	SR	BRITISH COLUMBIA
13	801	SCHMIDT, MICHAEL	FR	CORBAN
14	772	GANDY, DREW	SR	CENTRAL METHODIS
15	1084	GRETZ, SETH	JR	OREGON TECH
16	1144	CONNELL, COLE	SO	ST. AMBROSE

#42-4 Men's Decathlon High Jump

W	World	2.45m	Javier Sotomayor	7/27/1993
A	American	2.40m	Charles Austin	8/7/1991
N	NAIA Championship	2.22m	Mike Mason	2006
C	College Outdoor	2.38m	Hollis Conway	6/3/1989

11:50 AM (Day 1)

Lane	#	Name	Yr	Team
Flight 1 of 1				
1	1144	CONNELL, COLE	SO	ST. AMBROSE
2	705	FOX, PHILIP	SO	BETHEL (IND.)
3	1211	LAWSON, WINSTON	SR	VANGUARD
4	741	PRZYSTUPA, MICHAEL	SR	BRITISH COLUMBIA

NAIA OUTDOOR TRACK & FIELD CHAMPIONSHIPS 2017

Gulf Shores, AL

Mickey Miller Blackwell Stadium

Weather: Sunny & Clear, Th- 80, Fr- 83, Sa- 84

Host: Gulf Shores Sports Commission

5/25/2017 - 5/27/2017

MEET OFFICIALS

Meet Director:


Houston Young

Meet Referee:

Lawhorn/Thurber/ Mitchell

Timing:

www.cfpitiming.com



OFFICIAL MEET REPORT

printed: 5/25/2017 10:30 PM

START LIST

#42-4 Men's Decathlon High Jump (cont'd)

11:50 AM (Day 1)

Lane	#	Name	Yr	Team
5	855	BOLT, MATTHEW	SR	DORDT
6	1126	DOTSON, JOE	SO	SOUTHERN OREGON
7	851	SUDBECK, LEVI	FR	DOANE
8	778	NEY, BROOKS	JR	COLLEGE OF IDAHO
9	772	GANDY, DREW	SR	CENTRAL METHODIST
10	1084	GRETZ, SETH	JR	OREGON TECH
11	801	SCHMIDT, MICHAEL	FR	CORBAN
12	1238	NEMITZ, JACKSON	SO	WESTMONT
13	1096	ANDJELIC, NIKOLA	JR	RIO GRANDE
14	1240	TOP, PIETER	FR	WESTMONT
15	1067	KORVER, CALVIN	FR	NORTHWESTERN (IO)
16	800	BRACKEN, JASON	JR	CORBAN

#41-3 Women's Outdoor Heptathlon Shot Put

W	World	22.63m	Natalya Lisovskaya	6/7/1987
A	American	20.24m	Michelle Carter	6/22/2013
N	NAIA Championship	18.17m	Vivian Chukwuemeka	2002
C	College Outdoor	19.35m	Raven Saunders	8/12/2016

12:05 PM (Day 1)

Lane	#	Name	Yr	Team
Flight 1 of 1				
1	668	VAN HARN, MEGAN	FR	WILLIAM WOODS
2	507	VON ESSEN, AMBER	SO	OREGON TECH
3	338	ISAACS, TYANN	JR	FRIENDS
4	313	DODD, PAIGE	SO	EASTERN OREGON
5	516	PETTY, TYANNA	JR	RIO GRANDE
6	272	SCHAFFER, EMMA	FR	DAVENPORT
7	216	SCHMIDT, CRYSTAL	SR	CARROLL
8	642	COLLIER, BECKY	SR	WESTMONT
9	665	RICHMOND, JENNAH	SR	WILLIAM JESSUP
10	617	SUPERIOR, TAYLOR	JR	USC-BEAUFORT
11	360	FAIMON, APRIL	SR	HASTINGS
12	408	ARELLANO, KAIANN	JR	JAMESTOWN
13	431	BANKS, LEAH	SO	LOYOLA-NEW ORLEA
14	212	LACOCK, BETHANY	JR	CARROLL
15	270	MORRISON, SAMANT	FR	DAVENPORT
16	666	HOUSTON, ANNA	SO	WILLIAM WOODS

#41-4 Women's Outdoor Heptathlon 200 Meters

W	World	21.34	Florence Griffith-Joyner	9/29/1988
A	American	21.34	Florence Griffith Joyner	9/29/1988
N	NAIA Championship	23.10	Sevethedn Fynes	
C	College Outdoor	22.04	Dawn Sowell	6/2/1989

#41-4 Women's Outdoor Heptathlon 200 Meters (cont'd)

1:00 PM (Day 1)

Lane	#	Name	Yr	Team
Section 1 of 2				
1	338	ISAACS, TYANN	JR	FRIENDS
2	272	SCHAFFER, EMMA	FR	DAVENPORT
3	668	VAN HARN, MEGAN	FR	WILLIAM WOODS
4	360	FAIMON, APRIL	SR	HASTINGS
5	408	ARELLANO, KAIANN	JR	JAMESTOWN
6	270	MORRISON, SAMANT	FR	DAVENPORT
7	212	LACOCK, BETHANY	JR	CARROLL
8	507	VON ESSEN, AMBER	SO	OREGON TECH
Section 2 of 2				
1	642	COLLIER, BECKY	SR	WESTMONT
2	665	RICHMOND, JENNAH	SR	WILLIAM JESSUP
3	666	HOUSTON, ANNA	SO	WILLIAM WOODS
4	516	PETTY, TYANNA	JR	RIO GRANDE
5	313	DODD, PAIGE	SO	EASTERN OREGON
6	216	SCHMIDT, CRYSTAL	SR	CARROLL
7	617	SUPERIOR, TAYLOR	JR	USC-BEAUFORT
8	431	BANKS, LEAH	SO	LOYOLA-NEW ORLEA

#38 Men's Hammer

All receive 3 attempts, top 9 + ties advance for 3 additional attempts.

W	World	86.74m	Yuriy Sedykh	8/30/1986
A	American	82.52m	Lance Deal	9/7/1996
N	NAIA Championship	70.46m	Per Karlsson	1992
C	College Outdoor	81.94m	Balazs Kiss	5/19/1995

1:00 PM (Day 1)

Lane	#	Name	Yr	Team	Mark
Flight 1 of 3					
1	820	KATON, SAM	JR	DAVENPORT	53.00m
2	1111	COMPAGNER, JACOB	JR	SIENA HEIGHTS	57.81m
3	811	TURNER, GABE	SR	CORNERSTONE	53.05m
4	904	SIEFKEN, CLAY	SO	GRAND VIEW	52.80m
5	856	DAVELAAR, DAVID	JR	DORDT	53.99m
6	1268	SEDDON, DEREK	SR	WILLIAM PENN	56.33m
7	789	KREUTZER, PHILIP	SR	CONCORDIA (NEB.)	57.49m
8	704	ESCOBEDO, ERIK	JR	BETHEL (IND.)	60.77m
9	1176	QUIRING, DANIEL	SR	TABOR	52.53m
10	891	BROWN, JACOB	JR	GRACE	52.56m
Flight 2 of 3					
1	790	LURZ, ZACHARY	SR	CONCORDIA (NEB.)	62.94m
2	883	HOFFMAN, ZEBULIAH	SR	EVERGREEN ST.	59.25m
3	1029	HOUSER, NATHAN	SO	MIDLAND	63.05m
4	786	CORNELIO, JACOB	FR	CONCORDIA (NEB.)	55.10m
5	822	PIROMARI, KARDOKH	SR	DAVENPORT	55.00m
6	907	WELLINGTON, ALEX	JR	HASTINGS	55.88m

NAIA OUTDOOR TRACK & FIELD CHAMPIONSHIPS 2017

Gulf Shores, AL

Mickey Miller Blackwell Stadium

Weather: Sunny & Clear, Th- 80, Fr- 83, Sa- 84

Host: Gulf Shores Sports Commission

5/25/2017 - 5/27/2017

MEET OFFICIALS**Meet Director:**


Houston Young

Meet Referee:

Lawhorn/Thurber/ Mitchell

Timing:

www.cfpitiming.com

**OFFICIAL MEET REPORT**

printed: 5/25/2017 10:30 PM

START LIST**#38 Men's Hammer (cont'd)****1:00 PM (Day 1)**

Lane	#	Name	Yr	Team	Mark
7	1031	SABATA, SETH	SO	MIDLAND	57.58m
8	821	LAKE, AL	JR	DAVENPORT	59.07m
9	777	LINDSLEY, JUSTON	JR	COLLEGE OF IDAHO	51.33m
10	1180	DANTONA, HARRY	SR	TAYLOR	52.90m

Flight 3 of 3

1	700	PEOPLES, CORY	JR	BAKER	51.19m
2	709	MICOZZI, ELIAS	SR	BETHEL (IND.)	50.98m
3	903	MITCHELL, TAYLOR	SR	GRAND VIEW	51.77m
4	785	BOELLSTORFF, CODY	SR	CONCORDIA (NEB.)	65.98m
5	1047	ARELLANOS, ARMAN	SO	MOUNT MERCY	51.31m
6	745	YEP, SEBASTIAN	FR	BRITISH COLUMBIA	51.20m
7	1166	WELSH, IAN	SR	ST. FRANCIS (ILL.)	51.18m
8	823	TOLEDO, ERIC	SO	DAVENPORT	50.72m
9	897	STUCKEY, ISAAC	SO	GRACE	52.34m
10	852	SVOBODA, CHRIS	JR	DOANE	58.70m

#42-5 Men's Decathlon 400 Meters

W	World	43.03	Wayde van Niekirk	8/14/2016
A	American	43.18	Michael Johnson	8/26/1999
N	NAIA Championship	45.07	Devon Morris	1986
C	College Outdoor	44.00	Quincy Watts	6/6/1992

1:20 PM (Day 1)

Lane	#	Name	Yr	Team
Section 1 of 2				
1	741	PRZYSTUPA, MICHAEL	SR	BRITISH COLUMBIA
2	1240	TOP, PIETER	FR	WESTMONT
3	800	BRACKEN, JASON	JR	CORBAN
4	855	BOLT, MATTHEW	SR	DORDT
5	1126	DOTSON, JOE	SO	SOUTHERN OREGON
6	778	NEY, BROOKS	JR	COLLEGE OF IDAHO
7	1067	KORVER, CALVIN	FR	NORTHWESTERN (IO)
8	1144	CONNELL, COLE	SO	ST. AMBROSE

Section 2 of 2

1	851	SUDBECK, LEVI	FR	DOANE
2	801	SCHMIDT, MICHAEL	FR	CORBAN
3	1096	ANDJELIC, NIKOLA	JR	RIO GRANDE
4	772	GANDY, DREW	SR	CENTRAL METHODIST
5	705	FOX, PHILIP	SO	BETHEL (IND.)
6	1238	NEMITZ, JACKSON	SO	WESTMONT
7	1084	GRETZ, SETH	JR	OREGON TECH
8	1211	LAWSON, WINSTON	SR	VANGUARD

#21 Women's 4 x 100m Relay

W	World	40.82	USA	8/11/2012
A	American	40.82	USA national team	8/11/2012
N	NAIA Championship	44.32	Central State, OH	1994
C	College Outdoor	42.12	Oregon	4/15/2017

Prelims 2:30 PM (Day 1): (Top 2 per Heat + next 2 advance)

Lane	Team	Time
Heat 1 of 3		
2	EDWARD WATERS (A)	A 47.63
3	GRAND VIEW (A)	A 48.00
4	LOYOLA-NEW ORLEANS (A)	A 48.14
5	WILEY (A)	A 46.83
6	DORDT (A)	A 47.39
7	WAYLAND BAPTIST (A)	A 46.32
8	SOUTHERN OREGON (A)	A 47.07

Heat 2 of 3

2	SOUTHERN-NO (A)	A 46.34
3	MARIAN (IND.) (A)	A 47.94
4	INDIANA WESLEYAN (A)	A 48.28
5	XAVIER-LOUISIANA (A)	A 47.25
6	WILLIAM CAREY (A)	A 46.67
7	FRIENDS (A)	A 47.65
8	USC-BEAUFORT (A)	A 47.14

Heat 3 of 3

2	DOANE (A)	A 47.00
3	INDIANA TECH (A)	A 45.23
4	TENNESSEE WESLEYAN (A)	A 48.13
5	DILLARD (A)	A 47.49
6	AQUINAS (A)	A 48.07
7	SIENA HEIGHTS (A)	A 47.07
8	HASTINGS (A)	A 47.49

#22 Men's 4 x 100m Relay

W	World	36.84	JAM	8/11/2012
A	American	37.38	USA national team	8/10/2012
N	NAIA Championship	39.40	Lindenwood, MO	2005
C	College Outdoor	38.04	T.C.U.	6/5/1998

Prelims 3:00 PM (Day 1): (Top 1 per Heat + next 4 advance)

Lane	Team	Time
Heat 1 of 4		
2	LINDSEY WILSON (A)	A 40.59
3	CAMPBELLSVILLE (A)	A 41.98
4	WILLIAM CAREY (A)	A 41.34
5	SOUTHERN OREGON (A)	A 40.96
6	KEISER UNIVERSITY (A)	A 41.36
7	ST. AMBROSE (A)	A 41.63
8	DILLARD (A)	A 41.60

Heat 2 of 4

NAIA OUTDOOR TRACK & FIELD CHAMPIONSHIPS 2017

Gulf Shores, AL

Mickey Miller Blackwell Stadium

Weather: Sunny & Clear, Th- 80, Fr- 83, Sa- 84

Host: Gulf Shores Sports Commission

5/25/2017 - 5/27/2017

MEET OFFICIALS**Meet Director:**


Houston Young

Meet Referee:

Lawhorn/Thurber/ Mitchell

Timing:

www.cfpitiming.com

**OFFICIAL MEET REPORT**

printed: 5/25/2017 10:30 PM

START LIST**#22 Men's 4 x 100m Relay (cont'd)****Prelims 3:00 PM (Day 1): (Top 1 per Heat + next 4 advance)**

Lane	Team	Time
2	HUSTON-TILLOTSON (A)	A 41.52
3	ST. FRANCIS (ILL.) (A)	A 41.24
4	WAYLAND BAPTIST (A)	A 39.71
5	WILLIAM PENN (A)	A 41.92
6	MORNINGSIDE (A)	A 41.52
7	MOUNT VERNON NAZARENE (A)	A 41.85
8	SOUTHERN-NO (A)	A 41.22

Heat 3 of 4

2	DOANE (A)	A 41.92
3	BETHEL (IND.) (A)	A 41.22
4	MCPHERSON (A)	A 41.51
5	VANGUARD (A)	A 41.83
6	TEXAS COLLEGE (A)	A 41.53
7	EDWARD WATERS (A)	A 41.29
8	WILEY (A)	A 40.11

Heat 4 of 4

2	MIDAMERICA NAZARENE (A)	A 41.54
3	TENNESSEE WESLEYAN (A)	A 41.32
4	INDIANA TECH (A)	A 40.30
5	REINHARDT (A)	A 41.47
6	YORK (NEB.) (A)	A 41.95
7	NORTHWESTERN (IOWA) (A)	A 41.78
8	MARIAN (IND.) (A)	A 41.09

#39 Women's Javelin**All receive 3 attempts, top 9 + ties advance for 3 additional attempts.**

W	World	72.28m	Barbora Spotakova	9/13/2008
A	American	66.67m	Kara Winger	6/25/2010
N	NAIA Championship	56.09m	Liz Gleadle	2010
C	College Outdoor	62.19m	Maggie Malone	6/9/2016

3:00 PM (Day 1)

Lane	#	Name	Yr	Team	Mark
Flight 1 of 3					
1	240	MEYER, SYDNEY	SR	CONCORDIA (NEB.)	41.01m
2	471	DELL, BAILEY	JR	NORTHWEST CHRISTI	49.52m
3	624	RUSSELL, PEYTON	SR	WALDORF	39.95m
4	447	CASE, SAVANAH	SR	MIDAMERICA NAZARE	40.50m
5	413	GARDNER, JESSICA	FR	KANSAS WESLEYAN	41.52m
6	474	NELSON, MADELEINE	SR	NORTHWEST CHRISTI	42.57m
7	465	KNEIFL, KATI	SO	MORNINGSIDE	42.20m
8	620	GEISLER, SERI	SO	VALLEY CITY STATE	51.16m

Flight 2 of 3

1	509	YANCEY, LAURA	SO	OTTAWA	42.15m
2	300	THOMSEN, MAITLYN	SO	DOANE	41.22m
3	553	ORNELAS, SELENA	JR	SOUTHWEST (N.M.)	39.35m

#39 Women's Javelin (cont'd)**3:00 PM (Day 1)**

Lane	#	Name	Yr	Team	Mark
4	290	GOKIE, KYLIE	SR	DOANE	41.12m
5	449	MCDUGALD, KENDY	JR	MIDAMERICA NAZARE	44.68m
6	440	JONES, KAREN	SO	MARIAN (IND.)	40.17m
7	236	EICKHOFF, JASMINE	SO	CONCORDIA (NEB.)	40.97m
8	352	WELLS, TAYLOR	SR	GRAND VIEW	40.98m

Flight 3 of 3

1	211	KLEIN, KEITON	FR	CARROLL	39.76m
2	495	BRADLEY, KYLIE	SR	OLIVET NAZARENE	45.61m
3	205	HARMAN, BRIANNA	SO	CAMPBELLSVILLE	40.86m
4	318	ZOLLMAN, KARIANNE	SO	EASTERN OREGON	40.58m
5	353	COSBY, SHANA	FR	GREAT FALLS	40.23m
6	248	SVOBODA, KATRICIA	SR	CONCORDIA (NEB.)	40.92m
7	216	SCHMIDT, CRYSTAL	SR	CARROLL	45.99m
8	479	MILLER, ANNA	SO	NORTHWEST U.	41.66m
9	330	BAILEY, KATHERINE	JR	FRIENDS	40.46m

#27 Women's Pole Vault**Progression-**

W	World	5.06m	Yelena Isinbayeva	8/28/2009
A	American	4.92m	Jen Stuczynski	7/6/2008
N	NAIA Championship	4.16m	Lesa Kubistha	2000
C	College Outdoor	4.72m	Sandi Morris	5/15/2015

3:00 PM (Day 1)

Lane	#	Name	Yr	Team	Mark
Flight 1 of 1					
1	185	PRYSTUPA, SARAH	FR	BIOLA	3.60m
2	398	BAILEY, BETHANY	SR	INDIANA WESLEYAN	3.90m
3	163	SPRENG, RACHEL	SO	AQUINAS	3.80m
4	161	SHOOP, AMYGRACE	JR	AQUINAS	3.50m
5	229	RHODES, RENEE	SO	COLUMBIA (MO.)	3.71m
6	238	GRAVO, MCKENZIE	SO	CONCORDIA (NEB.)	3.86m
7	241	MOSIER, TRISTEN	FR	CONCORDIA (NEB.)	3.50m
8	562	TOVAR, KATRINA	SO	SPRING ARBOR	3.60m
9	537	SMITH, NOELLE	SR	SOKA	3.72m
10	363	MEGENHARDT, ANNA	SR	HASTINGS	3.88m
11	561	KUENZER, BETHANY	JR	SPRING ARBOR	3.70m
12	153	DROUILLARD, ERIN	JR	AQUINAS	3.60m
13	640	BOWERS, DANA	SO	WESTMONT	3.66m
14	234	BROOKS, ALLISON	SO	CONCORDIA (NEB.)	3.90m
15	208	CUNDITH, TERAH	JR	CARROLL	3.65m
16	396	WILSON, LATONYA	JR	INDIANA TECH	3.66m
17	401	GALLO, DAYNA	SR	INDIANA WESLEYAN	3.60m
18	169	HOLLOMAN, KENDAL	SR	BAKER	3.60m
19	295	MOHR, ABIGAIL	JR	DOANE	3.60m
20	175	WOJCIECHOWSKI, DA	SO	BETHEL (IND.)	4.11m

NAIA OUTDOOR TRACK & FIELD CHAMPIONSHIPS 2017

Gulf Shores, AL

Mickey Miller Blackwell Stadium

Weather: Sunny & Clear, Th- 80, Fr- 83, Sa- 84

Host: Gulf Shores Sports Commission

5/25/2017 - 5/27/2017

MEET OFFICIALS

Meet Director:


Houston Young

Meet Referee:

Lawhorn/Thurber/ Mitchell

Timing:

www.cfpitiming.com



OFFICIAL MEET REPORT

printed: 5/25/2017 10:30 PM

START LIST

#27 Women's Pole Vault (cont'd)

3:00 PM (Day 1)

Lane	#	Name	Yr	Team	Mark
21	215	ROBINSON, MIKA	JR	CARROLL	3.70m
22	649	UNDERHILL, CHENA	FR	WESTMONT	3.51m
23	297	SCHINDLER, COURTN	FR	DOANE	3.50m
24	526	MCKINLEY, SHEILA	JR	SIENA HEIGHTS	3.80m
25	293	HIATT, MAEGAN	SO	DOANE	3.50m
26	527	MCKINLEY, TASHA	JR	SIENA HEIGHTS	3.88m

#10 Men's 1500 Meters

W	World	3:26.00	Hicham El Guerrouj	7/14/1998
A	American	3:29.30	Bernard Lagat	8/28/2005
N	NAIA Championship	3:41.39	Silas Kisorio	2012
C	College Outdoor	3:35.30	Sydney Maree	6/6/1981

Prelims 3:40 PM (Day 1): (Top 4 per Heat + next 4 advance)

Lane	#	Name	Yr	Team	Time
Heat 1 of 2					
1	734	JARRON, LUKAS	SR	BRITISH COLUMBIA	3:48.77
2	1027	ALDABA, DANNY	JR	MIDLAND	3:53.25
3	1245	EDGAR, MARBEQ	JR	WILEY	3:52.40
4	1239	OLDACH, MICHAEL	FR	WESTMONT	3:55.91
5	1101	GARCIA, ALEJANDRO	SR	ROBERT MORRIS (ILL.)	3:52.74
6	765	HYATT, CHANCE	JR	CARROLL	3:48.76
7	781	LAWSON, TYLER	SO	COLUMBIA (MO.)	3:53.84
8	1201	MIKESELL, SKYLER	JR	THE MASTERS	3:55.43
9	1234	CONANT, MICHAEL	FR	WESTMONT	3:54.31
10	1155	BLAYLOCK, BRIAN	JR	ST. FRANCIS (ILL.)	3:52.59

Heat 2 of 2

1	780	HOLMAN, MALIK	FR	COLUMBIA (MO.)	3:52.08
2	744	TRUMMER, MAX	JR	BRITISH COLUMBIA	3:51.78
3	935	RUNYAN, LUKE	JR	INDIANA TECH	3:52.64
4	1179	BYRD, BEN	SO	TAYLOR	3:56.26
5	1069	ROSE, TIM	JR	NORTHWESTERN (IO)	3:52.67
6	755	GARCIA, DANIEL	SR	CARDINAL STRITCH	3:45.39
7	1108	FARMER, SETH	FR	SHAWNEE STATE	3:53.42
8	1032	TAFELSKY, TAYLOR	SR	MILLIGAN	3:54.64
9	1106	PETSCH, ISAAC	SO	ROCKY MOUNTAIN	3:55.42
10	743	TAYLOR, CHRISTOPH	SR	BRITISH COLUMBIA	3:53.49

#17 Women's 400m Hurdles

W	World	52.34	Yuliya Pechenkina	8/8/2003
A	American	52.47	Lashinda Demus	9/1/2011
N	NAIA Championship	55.14	Deon Hemmings	1993
C	College Outdoor	53.21	Kori Carter	6/7/2013

Prelims 4:00 PM (Day 1): (Top 1 per Heat + next 4 advance)

Lane	#	Name	Yr	Team	Time
Heat 1 of 4					

#17 Women's 400m Hurdles (cont'd)

Prelims 4:00 PM (Day 1): (Top 1 per Heat + next 4 advance)

Lane	#	Name	Yr	Team	Time
2	202	TOURIGNY, KATHERI	SR	BRITISH COLUMBIA	1:03.64
3	420	SAPP, JENNY	SO	LEWIS-CLARK	1:03.08
4	549	GREEN, SHANTAE	JR	SOUTHERN-NO	59.91
5	658	PRYCE, TAISHIA	FR	WILEY	1:01.98
6	283	BRANNAGAN, KALYN	JR	DOANE	1:03.14
7	595	PHILLIPS, ABIGAIL	SR	TAYLOR	1:04.00

Heat 2 of 4

2	198	MADDEN, HAYLEY	FR	BRITISH COLUMBIA	1:03.96
3	582	AMBUUL, TERESA	FR	ST. GREGORY'S	1:03.88
4	314	EMERSON, KATIE	SO	EASTERN OREGON	1:03.12
5	282	BRAMHALL, RACHEL	SR	DOANE	1:01.64
6	631	FLORES, ALEXIS	JR	WAYLAND BAPTIST	1:01.39
7	483	KEUNE, MACKENZIE	FR	NORTHWESTERN (IO)	1:03.11

Heat 3 of 4

2	327	HOLNESS, SHAY-ANN	JR	FLORIDA MEMORIAL	1:03.28
3	571	SMITH, MOLLY JO	SR	ST. AMBROSE	1:03.04
4	617	SUPERIOR, TAYLOR	JR	USC-BEAUFORT	1:03.26
5	510	RAMIREZ, JENNIFER	FR	OUR LADY OF THE LA	1:03.02
6	552	SMIKLE, KIMONA	SO	SOUTHERN-NO	59.35
7	424	DEHAVEN-BOYD, ALE	SO	LINDSEY WILSON	1:04.67
8	317	WHITE, HALEY	SO	EASTERN OREGON	1:04.43

Heat 4 of 4

2	279	NEWMAN, SASHA	JR	DILLARD	1:03.50
3	558	NEEDHAM, TAYLOR	JR	SOUTHWESTERN (KA)	59.72
4	337	HUNDLEY, SHELBY	SO	FRIENDS	1:03.16
5	223	HAWKINS, KAMI	SO	COLLEGE OF IDAHO	1:02.90
6	292	HARSIN, EMILY	JR	DOANE	1:03.07
7	611	WHATLEY, OLIVIA	SO	UNION (KY.)	1:04.39

#18 Men's 400m Hurdles

W	World	46.78	Kevin Young	8/6/1992
A	American	46.78	Kevin Young	8/6/1992
N	NAIA Championship	49.51	Pat Brown	2005
C	College Outdoor	47.56	Kerron Clement	6/11/2005

Prelims 4:25 PM (Day 1): (Top 2 per Heat + next 2 advance)

Lane	#	Name	Yr	Team	Time
Heat 1 of 3					
1	1110	ANDERSON, TORIN	SR	SIENA HEIGHTS	53.54
2	681	THOMPSON, JORDAN	SO	ALLEN	53.04
3	812	MINIARD, HUNTER	FR	CUMBERLANDS	54.06
4	906	DUNCAN, ANTONIO	SR	HASTINGS	54.16
5	1097	CAMPBELL, CLINTON	JR	RIO GRANDE	54.60
6	732	HANNA, JACOB	SO	BRITISH COLUMBIA	54.33
7	1151	REEMTSMA, JACK	SO	ST. AMBROSE	54.35
8	1035	DUNCAN, CONNOR	FR	MONTREAT	54.53

NAIA OUTDOOR TRACK & FIELD CHAMPIONSHIPS 2017

Gulf Shores, AL

Mickey Miller Blackwell Stadium

Weather: Sunny & Clear, Th- 80, Fr- 83, Sa- 84

Host: Gulf Shores Sports Commission

5/25/2017 - 5/27/2017

MEET OFFICIALS

Meet Director:


Houston Young

Meet Referee:

Lawhorn/Thurber/ Mitchell

Timing:

www.cfpitiming.com



OFFICIAL MEET REPORT

printed: 5/25/2017 10:30 PM

START LIST

#18 Men's 400m Hurdles (cont'd)

Prelims 4:25 PM (Day 1): (Top 2 per Heat + next 2 advance)

Lane	#	Name	Yr	Team	Time
Heat 2 of 3					
1	1087	RAMOS, RICARDO	FR	OUR LADY OF THE LA	54.52
2	1224	HINDS, TRE	SO	WAYLAND BAPTIST	52.33
3	1213	ROGERS, NOAH	JR	VANGUARD	53.97
4	844	HICKMAN, ZACH	SR	DOANE	54.23
5	1198	SHOOTS, EDDIE	SO	TEXAS COLLEGE	53.63
6	686	CONDET, OCTAVIAN	JR	AQUINAS	54.22
7	888	SMITH, SHAKEEM	FR	FLORIDA MEMORIAL	54.46
8	1082	WILLIAMS, BRADY	SO	OLIVET NAZARENE	54.61

Heat 3 of 3

1	949	PARKER, DEREK	FR	INDIANA WESLEYAN	54.60
2	912	LANGLEY, DARIUS	JR	HUSTON-TILLOTSON	54.27
3	694	TRAN, JASON	JR	AQUINAS	54.36
4	1058	RANDLE, TJ	JR	NORTHWEST U.	52.45
5	1252	PEROUZA, KENDELL	SR	WILEY	54.17
6	985	MURPHY, CAMERON	JR	LINDSEY WILSON	53.54
7	797	WIECHMAN, LUCAS	SR	CONCORDIA (NEB.)	53.98
8	702	SMUCKER, NOAH	JR	BETHANY (KAN.)	54.52

#3 Women's 200 Meters

W	World	21.34	Florence Griffith-Joyner	9/29/1988
A	American	21.34	Florence Griffith Joyner	9/29/1988
N	NAIA Championship	23.10	Sevethehn Fynes	
C	College Outdoor	22.04	Dawn Sowell	6/2/1989

Prelims 4:50 PM (Day 1): (Top 1 per Heat + next 4 advance)

Lane	#	Name	Yr	Team	Time
Heat 1 of 4					
1	260	BRAY, PAIGE	JR	CULVER-STOCKTON	24.05
2	634	JOHNSON, DEVIN	FR	WAYLAND BAPTIST	24.01
3	393	THOMPSON, PATRICI	SR	INDIANA TECH	24.53
4	662	COOKS, ANNIE	SR	WILLIAM CAREY	24.85
5	172	ROSE, KEISHONDA	JR	BENEDICTINE (KAN.)	24.88
6	344	EDWARDS, TANNESH	FR	GRACELAND	24.59
7	429	SMITH, VASHAWNDA	SO	LINDSEY WILSON	25.01
8	541	DANIEL, ARIANNA	FR	SOUTHERN OREGON	25.00
Heat 2 of 4					
2	170	MARES, GLORIA	JR	BAKER	24.50
3	612	CALLOWAY, FAITH	SO	USC-BEAUFORT	24.68
4	658	PRYCE, TAISHIA	FR	WILEY	24.66
5	512	FLETCHER, JEROSAN	JR	PARK U.	24.50
6	619	WILLIAMS, J'HARI	FR	USC-BEAUFORT	23.64
7	230	SMITH, NIKKI	FR	COLUMBIA (MO.)	24.92
8	554	WEIR, KATRINA	SR	SOUTHWEST (N.M.)	24.94
Heat 3 of 4					
2	551	PENNIE, CHANTAL	JR	SOUTHERN-NO	24.48

#3 Women's 200 Meters (cont'd)

Prelims 4:50 PM (Day 1): (Top 1 per Heat + next 4 advance)

Lane	#	Name	Yr	Team	Time
3	392	TERRY, SHA'LONDA	FR	INDIANA TECH	24.71
4	445	BRAIMBRIDGE, AMY	FR	MCPHERSON	24.92
5	522	GARDNER, ASIA	FR	SIENA HEIGHTS	24.50
6	358	COTTON, CAITLYN	FR	HASTINGS	24.64
7	397	WOODS, BRIANNA	SR	INDIANA TECH	23.85
8	626	HYMAN, OSHIN	JR	WARNER	24.96
Heat 4 of 4					
2	414	LILJA, LISA	FR	KEISER UNIVERSITY	24.76
3	548	BROOKS-GILLINGS, O	JR	SOUTHERN-NO	24.60
4	632	HOLLINS, E'KEISHA	JR	WAYLAND BAPTIST	24.51
5	547	BOLTON, ARGYANA	FR	SOUTHERN-NO	24.10
6	602	CRAWFORD, CHASIT	FR	TEXAS WESLEYAN	24.89
7	657	POLEON, NATASHA	SO	WILEY	24.00
8	586	NEALY, TISIAN	JR	ST. MARY (KAN.)	24.97

#4 Men's 200 Meters

W	World	19.19	Usain Bolt	8/20/2009
A	American	19.32	Michael Johnson	8/1/1996
N	NAIA Championship	20.57	Innocent Egbunike	1985
C	College Outdoor	19.69	Walter Dix	5/25/2007

Prelims 5:05 PM (Day 1): (Top 1 per Heat + next 4 advance)

Lane	#	Name	Yr	Team	Time
Heat 1 of 4					
1	680	FLYNN, RORIQUEZ	JR	ALLEN	21.65
2	1139	VIDAL, CHADWAYNE	JR	SOUTHERN-NO	21.49
3	1253	RALPH, QUINN-LEE	SR	WILEY	21.24
4	937	SPRINGER, GAIRY	SO	INDIANA TECH	21.30
5	1256	JOHNSON, JUSTIN	JR	WILLIAM CAREY	21.56
6	1156	DUNCAN, JORDAN	JR	ST. FRANCIS (ILL.)	21.36
7	938	STANLEY, TREVOR	SR	INDIANA TECH	20.72
8	987	ROBINSON, DEQUAN	FR	LINDSEY WILSON	21.07
Heat 2 of 4					
1	1250	PALMER, ORAINE	SO	WILEY	21.02
2	981	HALLMON, KEVIN	SO	LINDSEY WILSON	20.86
3	687	FREEMAN, SAM	JR	AQUINAS	21.61
4	1189	PARSON, JOSH	JR	TENNESSEE WESLEY	21.26
5	1025	SAWYERR, DEVAN	SR	MIDAMERICA NAZARE	21.29
6	864	CUMBERBATCH, JEB	SO	EASTERN OREGON	21.41
7	1254	SHEARMAN, KIMORIE	FR	WILEY	21.49
8	1100	CARTER, DEION	SR	ROBERT MORRIS (ILL.)	21.58
Heat 3 of 4					
1	964	PLEBAN, KYLE	JR	KEISER UNIVERSITY	21.58
2	1249	MORAIN, MORIBA	JR	WILEY	20.94
3	1138	THOMPSON, JAHNOY	SO	SOUTHERN-NO	20.94
4	994	CONDE, MOUSSA	SO	MARIAN (IND.)	21.29

NAIA OUTDOOR TRACK & FIELD CHAMPIONSHIPS 2017

Gulf Shores, AL

Mickey Miller Blackwell Stadium

Weather: Sunny & Clear, Th- 80, Fr- 83, Sa- 84

Host: Gulf Shores Sports Commission

5/25/2017 - 5/27/2017

MEET OFFICIALS**Meet Director:**


Houston Young

Meet Referee:

Lawhorn/Thurber/ Mitchell

Timing:

www.cfpitiming.com

**OFFICIAL MEET REPORT**

printed: 5/25/2017 10:30 PM

START LIST**#4 Men's 200 Meters (cont'd)****Prelims 5:05 PM (Day 1): (Top 1 per Heat + next 4 advance)**

Lane	#	Name	Yr	Team	Time
5	1149	OHIOZE, MICHAEL	SR	ST. AMBROSE	21.28
6	918	COLLIER, DESHON	FR	INDIANA TECH	21.47
7	1255	BOONE, NATE	JR	WILLIAM CAREY	21.58
8	922	LOCKRIDGE, MATT	FR	INDIANA TECH	21.46

Heat 4 of 4

1	898	GETER, JOHNNY	JR	GRACELAND	20.56
2	1263	ELMORE, TRISTEN	FR	WILLIAM PENN	21.65
3	983	KEELING, HOLT	SO	LINDSEY WILSON	21.53
4	930	RATLIFF, JEREMIAH	FR	INDIANA TECH	21.20
5	1217	DURHAM, TOBIAS	JR	WARNER	21.34
6	1223	HANDBOROUGH, KA	SR	WAYLAND BAPTIST	21.14
7	747	BATTLE, BRANDON	SO	CAMPBELLSVILLE	21.35
8	876	CUMMINGS, HIEDEN	SR	EDWARD WATERS	21.56

#29 Women's Long Jump**All receive 3 attempts, top 9 + ties advance for 3 additional attempts.**

W	World	7.52m	Galina Chistyakova	6/11/1988
A	American	7.49m	Jackie Joyner-Kersey	5/22/1994
N	NAIA Championship	6.70m	Ruky Abdulai	2007
C	College Outdoor	6.99m	Jackie Joyner-Kersey	5/4/1985

5:30 PM (Day 1)

Lane	#	Name	Yr	Team	Mark
Flight 1 of 4					
1	462	BRINSON, JONINA	JR	MOBILE	6.06m
2	409	SMITH, CONEISHA	SO	JARVIS CHRISTIAN	5.60m
3	512	FLETCHER, JEROSAN	JR	PARK U.	5.66m
4	536	YOUNG-BROOKS, MIL	SO	SIENA HEIGHTS	5.65m
5	231	STRICKER, ABBY	SO	COLUMBIA (MO.)	5.96m
6	674	RILEY, RY-ANNE	FR	XAVIER-LOUISIANA	5.57m
7	267	EBELS, BRITTA	SR	DAVENPORT	5.70m
8	645	HERRERA, MADISON	JR	WESTMONT	5.86m
9	417	FORD, KEANDRIA	FR	LANGSTON	5.88m
10	631	FLORES, ALEXIS	JR	WAYLAND BAPTIST	5.85m
11	362	MARKLE, REGANNE	FR	HASTINGS	5.83m
12	422	SANDS, BRIA	SO	LIFE	5.91m

Flight 2 of 4

1	427	RESPRESS, HAYLEY	FR	LINDSEY WILSON	5.66m
2	187	OCCEUS, ISMAELLE	SR	BRENAU	5.58m
3	276	DAGGS, JOYCELYN	SR	DILLARD	5.80m
4	410	WILLIAMS, PATRICE	SR	JARVIS CHRISTIAN	5.65m
5	359	CUNNINGHAM, SHAN	SO	HASTINGS	5.75m
6	671	KEITH, IERYON	JR	XAVIER-LOUISIANA	5.51m
7	266	BONT, MALLORY	JR	DAVENPORT	5.68m
8	495	BRADLEY, KYLIE	SR	OLIVET NAZARENE	5.75m
9	651	BETHEA, LESLIE	JR	WILEY	5.54m

#29 Women's Long Jump (cont'd)**5:30 PM (Day 1)**

Lane	#	Name	Yr	Team	Mark
10	431	BANKS, LEAH	SO	LOYOLA-NEW ORLEA	5.79m
11	486	WILLIAMS, ZARRIA	FR	OHIO CHRISTIAN	5.64m
12	627	BRISCOE, TELECIA	FR	WAYLAND BAPTIST	6.26m

Flight 3 of 4

1	391	TENNESSEE, DALLAS	JR	INDIANA TECH	5.61m
2	584	ATLADOTTIR, STEINN	JR	ST. MARY (KAN.)	5.65m
3	375	GRIGG, KAYLA	JR	INDIANA TECH	5.49m
4	619	WILLIAMS, J'HARI	FR	USC-BEAUFORT	5.66m
5	635	PARKER, KARIS	JR	WAYLAND BAPTIST	5.63m
6	626	HYMAN, OSHIN	JR	WARNER	5.58m
7	377	HOLMES, TIA	JR	INDIANA TECH	5.98m
8	430	WILLIAMS, TATIANA	FR	LINDSEY WILSON	5.73m
9	425	HARRIS, ANNESHA	SO	LINDSEY WILSON	5.59m
10	311	WUBBEN, DANIELLE	JR	DORDT	5.59m
11	218	BUSHKOFKY, KRIST	SR	CLARKE	5.62m
12	331	BAKER, CHELSEA	JR	FRIENDS	5.81m

Flight 4 of 4

1	678	DUGAN, ASHLEY	JR	YORK (NEB.)	5.49m
2	278	HURST, TAJDREANA	SO	DILLARD	5.65m
3	265	LAMER, KAMBERLYN	SO	DAKOTA WESLEYAN	5.53m
4	167	BRAGG, KAYVONA	SO	AVILA	5.52m
5	570	ROTH, SAM	SR	ST. AMBROSE	5.56m
6	622	JOHNSON, MEGAN	FR	VALLEY CITY STATE	5.57m
7	565	LAMOURT, LAUREN	FR	ST. AMBROSE	5.57m
8	596	SAKEUH, PLENESEH-T	SO	TAYLOR	5.86m
9	625	WOTOE, MARKAI	FR	WALDORF	5.52m
10	658	PRYCE, TAISHIA	FR	WILEY	6.09m
11	372	CORREIA, LEONDR	FR	INDIANA TECH	5.79m

#40 Men's Javelin**All receive 3 attempts, top 9 + ties advance for 3 additional attempts.**

W	World	98.48m	Jan Zelezny	5/25/1996
A	American	91.29m	Breaux Greer	6/21/2007
N	NAIA Championship	75.46m	Rick Simoncic	1986
C	College Outdoor	89.10m	Patrik Boden	3/24/1990

5:30 PM (Day 1)

Lane	#	Name	Yr	Team	Mark
Flight 1 of 2					
1	1055	HACKNEY, CHRISTIA	JR	NORTHWEST CHRISTI	60.89m
2	905	PEPIN, TREVOR	FR	GREAT FALLS	59.79m
3	863	COBB, KOLTON	SO	EASTERN OREGON	57.76m
4	813	WASHBURN, JACOB	FR	CUMBERLANDS	58.59m
5	1012	WOLTERS, BRANDT	SO	MCPHERSON	60.02m
6	867	KILCUP, AUSTIN	SO	EASTERN OREGON	57.43m
7	758	BARNETT, DAVID	SR	CARROLL	61.10m

NAIA OUTDOOR TRACK & FIELD CHAMPIONSHIPS 2017

Gulf Shores, AL

Mickey Miller Blackwell Stadium

Weather: Sunny & Clear, Th- 80, Fr- 83, Sa- 84

Host: Gulf Shores Sports Commission

5/25/2017 - 5/27/2017

MEET OFFICIALS**Meet Director:**


Houston Young

Meet Referee:

Lawhorn/Thurber/ Mitchell

Timing:

www.cfpitiming.com

**OFFICIAL MEET REPORT**

printed: 5/25/2017 10:30 PM

START LIST**#40 Men's Javelin (cont'd)****5:30 PM (Day 1)**

Lane	#	Name	Yr Team	Mark
8	1237	MILLER, JOSEPH	SR WESTMONT	59.03m
9	742	SANDRI, ISAAC	FR BRITISH COLUMBIA	57.41m
10	723	PEASLEY, DUSTIN	SO BRIAR CLIFF	58.40m
11	1080	SIMPSON, JALON	FR OLIVET NAZARENE	59.23m

Flight 2 of 2

1	1175	OSTROSKY, ISAAC	FR STERLING	56.88m
2	826	MILLER, PAXTON	FR DICKINSON ST.	55.09m
3	726	ALLEN, ROAN	FR BRITISH COLUMBIA	57.33m
4	1270	DICKEY, DARRIEN	JR WILLIAM WOODS	57.17m
5	1241	WONG, ERIC	JR WESTMONT	57.00m
6	871	SALDANA, PANCHO	SR EASTERN OREGON	63.28m
7	1183	HERRINGTON, MITCH	SO TAYLOR	56.42m
8	1091	DUDLEY, GORDON	SO REINHARDT	55.85m
9	889	SMITH, GRAHAM	SO GEORGETOWN (KY.)	56.30m
10	1236	MCCOLLUM, DAN	SR WESTMONT	60.03m
11	719	BURKI, SAM	SR BRIAR CLIFF	55.24m

#43 Women's 4 x 800m Relay

W	World	7:50.17	URS	8/5/1984
N	NAIA Championship	8:43.99	Simon Fraser, BC	2005
C	College Outdoor	8:17.45	Villanova	4/27/2013

Prelims 5:40 PM (Day 1): (Top 2 per Heat + next 2 advance)

Lane	Team	Time
Heat 1 of 3		
2	BIOLA (A)	A 9:22.06
3	WESTMONT (A)	A 9:18.45
4	DORDT (A)	A 9:13.42
5	ST. FRANCIS (ILL.) (A)	A 9:24.61
6	BRITISH COLUMBIA (A)	A 9:10.59
7	CORNERSTONE (A)	A 9:25.19
Heat 2 of 3		
2	ST. AMBROSE (A)	A 9:24.36
3	MILLIGAN (A)	A 9:27.16
4	SIENA HEIGHTS (A)	A 9:17.53
5	TAYLOR (A)	A 9:14.86
6	WAYLAND BAPTIST (A)	A 9:07.85
7	DOANE (A)	A 9:22.40
8	CONCORDIA (NEB.) (A)	A 9:28.65
Heat 3 of 3		
2	THE MASTERS (A)	A 9:24.49
3	MORNINGSIDE (A)	A 9:18.27
4	INDIANA TECH (A)	A 9:22.40
5	NORTHWESTERN (IOWA) (A)	A 9:09.61
6	AQUINAS (A)	A 9:14.73
7	OKLAHOMA CITY (A)	A 9:26.80

#44 Men's 4 x 800m Relay

W	World	7:02.43	KEN	8/25/2006
N	NAIA Championship	7:26.13	Azusa Pacific, CA	2004
C	College Outdoor	7:08.96	Arizona State	4/7/1984

Prelims 6:15 PM (Day 1): (Top 1 per Heat + next 4 advance)

Lane	Team	Time
Heat 1 of 4		
2	OLIVET NAZARENE (A)	A 7:46.27
3	INDIANA TECH (A)	A 7:35.10
4	EASTERN OREGON (A)	A 7:46.21
5	BRITISH COLUMBIA (A)	A 7:41.61
6	AQUINAS (A)	A 7:42.25
7	ST. MARY (KAN.) (A)	A 7:47.90
8	BRIAR CLIFF (A)	A 7:48.49
Heat 2 of 4		
2	ST. FRANCIS (ILL.) (A)	A 7:41.36
3	CORNERSTONE (A)	A 7:42.56
4	CONCORDIA (NEB.) (A)	A 7:45.69
5	SIENA HEIGHTS (A)	A 7:35.86
6	ROCKY MOUNTAIN (A)	A 7:47.48
7	TENNESSEE WESLEYAN (A)	A 7:46.35
8	DAKOTA STATE (A)	A 7:48.97
Heat 3 of 4		
2	MORNINGSIDE (A)	A 7:41.30
3	LINDENWOOD-BELLEVILLE (A)	A 7:43.33
4	COLUMBIA (MO.) (A)	A 7:45.65
5	DOANE (A)	A 7:46.53
6	WILEY (A)	A 7:37.48
7	LEWIS-CLARK (A)	A 7:47.30
Heat 4 of 4		
2	INDIANA WESLEYAN (A)	A 7:43.39
3	CARROLL (A)	A 7:46.58
4	GRACE (A)	A 7:44.65
5	DORDT (A)	A 7:40.54
6	NORTHWESTERN (IOWA) (A)	A 7:40.06
7	WAYLAND BAPTIST (A)	A 7:46.84

#13 Women's 10000 Meters

W	World	29:17.45	Almaz Ayana	8/12/2016
A	American	30:22.22	Shalane Flanagan	8/15/2008
N	NAIA Championship	34:22.95	Alissa McKaig	2008
C	College Outdoor	31:18.07	Lisa Koll	3/26/2010

7:50 PM (Day 1)

Lane	#	Name	Yr Team	Time
Section 1 of 1				
1	519	HAVRANEK, ANNA	JR SHAWNEE STATE	35:59.90
2	476	VALLAIRE, SHEA	JR NORTHWEST CHRISTI	36:14.50
3	587	WILLGING, ELLIE	SO ST. XAVIER	36:16.98

NAIA OUTDOOR TRACK & FIELD CHAMPIONSHIPS 2017

Gulf Shores, AL

Mickey Miller Blackwell Stadium

Weather: Sunny & Clear, Th- 80, Fr- 83, Sa- 84

Host: Gulf Shores Sports Commission

5/25/2017 - 5/27/2017

MEET OFFICIALS**Meet Director:**


Houston Young

Meet Referee:

Lawhorn/Thurber/ Mitchell

Timing:

www.cfpitiming.com

**OFFICIAL MEET REPORT**

printed: 5/25/2017 10:30 PM

START LIST**#13 Women's 10000 Meters (cont'd)****7:50 PM (Day 1)**

Lane	#	Name	Yr	Team	Time
4	629	CHERONO, JACKLINE	FR	WAYLAND BAPTIST	36:44.07
5	43	LOPEZ, SELENE	SR	WAYLAND BAPTIST	36:49.35
6	633	JEMELI, JACKLINE	SO	WAYLAND BAPTIST	36:49.59
7	614	DOUGLAS, BETSY	JR	USC-BEAUFORT	37:12.62
8	343	ARELLANO, RAVEN	SO	GRACE	37:13.13
9	232	JOHNSTON, STEPHA	JR	CONCORDIA (MICH.)	37:13.28
10	506	REED, CINDY	SO	OREGON TECH	37:14.87
11	500	RAY, SARAH	SR	OLIVET NAZARENE	37:25.50
12	222	ELLIS, ASHTYN	JR	COLLEGE OF IDAHO	37:39.70
13	475	RIOS, MELISSA	SO	NORTHWEST CHRISTI	37:40.66
14	513	GUARNACCIA, KATIE	JR	POINT PARK	37:40.73
15	23	YOUNG, ARIEL	SO	OHIO CHRISTIAN	37:43.72
16	502	SOPER, ELIZABETH	SR	OLIVET NAZARENE	37:55.22
17	444	SHARP, BRITTANY	SO	MARIAN (IND.)	38:00.15
18	643	COLLINS, KELLY	SR	WESTMONT	38:00.54
19	357	BETHEA, JANELLE	JR	HASTINGS	38:07.12

#14 Men's 10000 Meters

W	World	26:17.53	Kenenisa Bekele	8/26/2005
A	American	26:44.36	Galen Rupp	5/30/2014
N	NAIA Championship	28:16.95	Julius Randich	1993
C	College Outdoor	27:08.49	Sam Chelanga	5/1/2010

8:45 PM (Day 1)

Lane	#	Name	Yr	Team	Time
Section 1 of 1					
1	1257	KIPCHUMBA, GEOFFR	JR	WILLIAM CAREY	29:18.11
2	697	THOMAS, JACKSON	SR	BACONE	29:56.71
3	112	WEBER, TONY	JR	ST. MARY (KAN.)	30:29.96
4	991	FLOYD, TONY	FR	MADONNA	30:30.16
5	1174	HERNANDEZ, ABEL	SR	ST. XAVIER	30:39.81
6	1068	NORRIS, WILL	SR	NORTHWESTERN (IO	30:55.44
7	1125	CUSHMAN, CONNOR	SR	SOUTHERN OREGON	31:01.84
8	76	WALL, TANNER	SR	INDIANA TECH	31:27.86

#42-6 Men's Decathlon 110m Hurdles

W	World	12.80	Aries Merritt	9/7/2012
A	American	12.80	Aries Merritt	9/7/2012
N	NAIA Championship	13.74	Dominique DeGrammont	2003
C	College Outdoor	13.00	Renaldo Nehemiah	5/6/1979

10:00 AM (Day 2)

Lane	#	Name	Yr	Team
Section 1 of 4				
2	801	SCHMIDT, MICHAEL	FR	CORBAN
4	800	BRACKEN, JASON	JR	CORBAN
6	1067	KORVER, CALVIN	FR	NORTHWESTERN (IO

#42-6 Men's Decathlon 110m Hurdles (cont'd)**10:00 AM (Day 2)**

Lane	#	Name	Yr	Team
8	1096	ANDJELIC, NIKOLA	JR	RIO GRANDE
Section 2 of 4				
2	855	BOLT, MATTHEW	SR	DORDT
4	851	SUDBECK, LEVI	FR	DOANE
6	772	GANDY, DREW	SR	CENTRAL METHODIS
8	705	FOX, PHILIP	SO	BETHEL (IND.)
Section 3 of 4				
2	1240	TOP, PIETER	FR	WESTMONT
4	1144	CONNELL, COLE	SO	ST. AMBROSE
6	741	PRZYSTUPA, MICHAEL	SR	BRITISH COLUMBIA
8	1238	NEMITZ, JACKSON	SO	WESTMONT
Section 4 of 4				
2	778	NEY, BROOKS	JR	COLLEGE OF IDAHO
4	1084	GRETZ, SETH	JR	OREGON TECH
6	1211	LAWSON, WINSTON	SR	VANGUARD
8	1126	DOTSON, JOE	SO	SOUTHERN OREGON

#41-5 Women's Outdoor Heptathlon Long Jump

W	World	7.52m	Galina Chistyakova	6/11/1988
A	American	7.49m	Jackie Joyner-Kersey	5/22/1994
N	NAIA Championship	6.70m	Ruky Abdulai	2007
C	College Outdoor	6.99m	Jackie Joyner-Kersey	5/4/1985

10:30 AM (Day 2)

Lane	#	Name	Yr	Team
Flight 1 of 1				
1	216	SCHMIDT, CRYSTAL	SR	CARROLL
2	507	VON ESSEN, AMBER	SO	OREGON TECH
3	313	DODD, PAIGE	SO	EASTERN OREGON
4	431	BANKS, LEAH	SO	LOYOLA-NEW ORLEA
5	668	VAN HARN, MEGAN	FR	WILLIAM WOODS
6	666	HOUSTON, ANNA	SO	WILLIAM WOODS
7	617	SUPERIOR, TAYLOR	JR	USC-BEAUFORT
8	516	PETTY, TYANNA	JR	RIO GRANDE
9	642	COLLIER, BECKY	SR	WESTMONT
10	338	ISAACS, TYANN	JR	FRIENDS
11	665	RICHMOND, JENNAH	SR	WILLIAM JESSUP
12	212	LACOCK, BETHANY	JR	CARROLL
13	408	ARELLANO, KAIANN	JR	JAMESTOWN
14	272	SCHAFFER, EMMA	FR	DAVENPORT
15	360	FAIMON, APRIL	SR	HASTINGS
16	270	MORRISON, SAMANT	FR	DAVENPORT

NAIA OUTDOOR TRACK & FIELD CHAMPIONSHIPS 2017

Gulf Shores, AL

Mickey Miller Blackwell Stadium

Weather: Sunny & Clear, Th- 80, Fr- 83, Sa- 84

Host: Gulf Shores Sports Commission

5/25/2017 - 5/27/2017

MEET OFFICIALS**Meet Director:**


Houston Young

Meet Referee:

Lawhorn/Thurber/ Mitchell

Timing:

www.cfpitiming.com

**OFFICIAL MEET REPORT**

printed: 5/25/2017 10:30 PM

START LIST**#42-7 Men's Decathlon Discus**

W World	74.08m	Jurgen Schult	6/6/1986
A American	72.34m	Ben Plucknett	7/7/1981
N NAIA Championship	64.08m	Ade Olukoju	1990
C College Outdoor	68.16m	Julian Wruck	6/1/2013

10:40 AM (Day 2)

Lane	#	Name	Yr	Team
Flight 1 of 1				
1	1211	LAWSON, WINSTON	SR	VANGUARD
2	855	BOLT, MATTHEW	SR	DORDT
3	1084	GRETZ, SETH	JR	OREGON TECH
4	801	SCHMIDT, MICHAEL	FR	CORBAN
5	851	SUDBECK, LEVI	FR	DOANE
6	800	BRACKEN, JASON	JR	CORBAN
7	778	NEY, BROOKS	JR	COLLEGE OF IDAHO
8	1096	ANDJELIC, NIKOLA	JR	RIO GRANDE
9	705	FOX, PHILIP	SO	BETHEL (IND.)
10	1126	DOTSON, JOE	SO	SOUTHERN OREGON
11	1238	NEMITZ, JACKSON	SO	WESTMONT
12	741	PRZYSTUPA, MICHAEL	SR	BRITISH COLUMBIA
13	1067	KORVER, CALVIN	FR	NORTHWESTERN (IO)
14	1240	TOP, PIETER	FR	WESTMONT
15	1144	CONNELL, COLE	SO	ST. AMBROSE
16	772	GANDY, DREW	SR	CENTRAL METHODIS

#41-6 Women's Outdoor Heptathlon Javelin

W World	72.28m	Barbora Spotakova	9/13/2008
A American	66.67m	Kara Winger	6/25/2010
N NAIA Championship	56.09m	Liz Gleadle	2010
C College Outdoor	62.19m	Maggie Malone	6/9/2016

11:35 AM (Day 2)

Lane	#	Name	Yr	Team
Flight 1 of 1				
1	516	PETTY, TYANNA	JR	RIO GRANDE
2	642	COLLIER, BECKY	SR	WESTMONT
3	270	MORRISON, SAMANT	FR	DAVENPORT
4	272	SCHAFFER, EMMA	FR	DAVENPORT
5	617	SUPERIOR, TAYLOR	JR	USC-BEAUFORT
6	431	BANKS, LEAH	SO	LOYOLA-NEW ORLEA
7	216	SCHMIDT, CRYSTAL	SR	CARROLL
8	360	FAIMON, APRIL	SR	HASTINGS
9	338	ISAACS, TYANN	JR	FRIENDS
10	507	VON ESSEN, AMBER	SO	OREGON TECH
11	666	HOUSTON, ANNA	SO	WILLIAM WOODS
12	212	LACOCK, BETHANY	JR	CARROLL
13	665	RICHMOND, JENNAH	SR	WILLIAM JESSUP
14	313	DODD, PAIGE	SO	EASTERN OREGON
15	408	ARELLANO, KAIANNO	JR	JAMESTOWN

#41-6 Women's Outdoor Heptathlon Javelin (cont'd)**11:35 AM (Day 2)**

Lane	#	Name	Yr	Team
16	668	VAN HARN, MEGAN	FR	WILLIAM WOODS

#42-8 Men's Decathlon Pole Vault

W World	6.14m	Sergey Budka	7/31/1994
A American	6.04m	Brad Walker	6/8/2008
N NAIA Championship	5.56m	Billy Olson	1982
C College Outdoor	5.98m	Lawrence Johnson	5/25/1996

11:45 AM (Day 2)

Lane	#	Name	Yr	Team
Flight 1 of 1				
1	855	BOLT, MATTHEW	SR	DORDT
2	1126	DOTSON, JOE	SO	SOUTHERN OREGON
3	705	FOX, PHILIP	SO	BETHEL (IND.)
4	772	GANDY, DREW	SR	CENTRAL METHODIS
5	851	SUDBECK, LEVI	FR	DOANE
6	1096	ANDJELIC, NIKOLA	JR	RIO GRANDE
7	1240	TOP, PIETER	FR	WESTMONT
8	800	BRACKEN, JASON	JR	CORBAN
9	1084	GRETZ, SETH	JR	OREGON TECH
10	778	NEY, BROOKS	JR	COLLEGE OF IDAHO
11	1238	NEMITZ, JACKSON	SO	WESTMONT
12	1067	KORVER, CALVIN	FR	NORTHWESTERN (IO)
13	741	PRZYSTUPA, MICHAEL	SR	BRITISH COLUMBIA
14	1211	LAWSON, WINSTON	SR	VANGUARD
15	1144	CONNELL, COLE	SO	ST. AMBROSE
16	801	SCHMIDT, MICHAEL	FR	CORBAN

#41-7 Women's Outdoor Heptathlon 800 Meters

W World	1:53.28	Jarmila Kratochvilova	7/26/1983
A American	1:56.40	Jearl Miles Clark	8/11/1999
N NAIA Championship	2:02.12	Helen Crofts	2011
C College Outdoor	1:59.10	Raevyn Rogers	4/15/2017

12:30 PM (Day 2)

Lane	#	Name	Yr	Team
Section 1 of 1				
1	272	SCHAFFER, EMMA	FR	DAVENPORT
2	360	FAIMON, APRIL	SR	HASTINGS
3	212	LACOCK, BETHANY	JR	CARROLL
4	313	DODD, PAIGE	SO	EASTERN OREGON
5	668	VAN HARN, MEGAN	FR	WILLIAM WOODS
6	431	BANKS, LEAH	SO	LOYOLA-NEW ORLEA
7	338	ISAACS, TYANN	JR	FRIENDS
8	270	MORRISON, SAMANT	FR	DAVENPORT
9	507	VON ESSEN, AMBER	SO	OREGON TECH
10	666	HOUSTON, ANNA	SO	WILLIAM WOODS

NAIA OUTDOOR TRACK & FIELD CHAMPIONSHIPS 2017

Gulf Shores, AL

Mickey Miller Blackwell Stadium

Weather: Sunny & Clear, Th- 80, Fr- 83, Sa- 84

Host: Gulf Shores Sports Commission

5/25/2017 - 5/27/2017

MEET OFFICIALS**Meet Director:**


Houston Young

Meet Referee:

Lawhorn/Thurber/ Mitchell

Timing:

www.cfpitiming.com

**OFFICIAL MEET REPORT**

printed: 5/25/2017 10:30 PM

START LIST**#41-7 Women's Outdoor Heptathlon 800 Meters (cont'd)****12:30 PM (Day 2)**

Lane	#	Name	Yr	Team
11	665	RICHMOND, JENNAH	SR	WILLIAM JESSUP
12	617	SUPERIOR, TAYLOR	JR	USC-BEAUFORT
13	516	PETTY, TYANNA	JR	RIO GRANDE
14	408	ARELLANO, KAIANN	JR	JAMESTOWN
15	216	SCHMIDT, CRYSTAL	SR	CARROLL
16	642	COLLIER, BECKY	SR	WESTMONT

#42-9 Men's Decathlon Javelin

W	World	98.48m	Jan Zelezny	5/25/1996
A	American	91.29m	Breaux Greer	6/21/2007
N	NAIA Championship	75.46m	Rick Simoncic	1986
C	College Outdoor	89.10m	Patrik Boden	3/24/1990

1:00 PM (Day 2)

Lane	#	Name	Yr	Team
Flight 1 of 1				
1	772	GANDY, DREW	SR	CENTRAL METHODIST
2	800	BRACKEN, JASON	JR	CORBAN
3	801	SCHMIDT, MICHAEL	FR	CORBAN
4	705	FOX, PHILIP	SO	BETHEL (IND.)
5	1238	NEMITZ, JACKSON	SO	WESTMONT
6	1126	DOTSON, JOE	SO	SOUTHERN OREGON
7	778	NEY, BROOKS	JR	COLLEGE OF IDAHO
8	1096	ANDJELIC, NIKOLA	JR	RIO GRANDE
9	1084	GRETZ, SETH	JR	OREGON TECH
10	741	PRZYSTUPA, MICHAEL	SR	BRITISH COLUMBIA
11	1067	KORVER, CALVIN	FR	NORTHWESTERN (IO)
12	1211	LAWSON, WINSTON	SR	VANGUARD
13	851	SUDBECK, LEVI	FR	DOANE
14	1240	TOP, PIETER	FR	WESTMONT
15	1144	CONNELL, COLE	SO	ST. AMBROSE
16	855	BOLT, MATTHEW	SR	DORDT

#33 Women's Shot Put**All receive 3 attempts, top 9 + ties advance for 3 additional attempts.**

W	World	22.63m	Natalya Lisovskaya	6/7/1987
A	American	20.24m	Michelle Carter	6/22/2013
N	NAIA Championship	18.17m	Vivian Chukwuemeka	2002
C	College Outdoor	19.35m	Raven Saunders	8/12/2016

1:00 PM (Day 2)

Lane	#	Name	Yr	Team	Mark
Flight 1 of 3					
1	621	HUBER, MACKENZIE	FR	VALLEY CITY STATE	13.07m
2	428	ROBERTS, CHANEL	SR	LINDSEY WILSON	14.53m
3	364	NASH, EBONI	SO	HASTINGS	14.59m
4	379	IRVIN, JORDAN	JR	INDIANA TECH	13.71m

#33 Women's Shot Put (cont'd)**1:00 PM (Day 2)**

Lane	#	Name	Yr	Team	Mark
5	620	GEISLER, SERI	SO	VALLEY CITY STATE	13.39m
6	365	OLSEN, SARA	JR	HASTINGS	14.43m
7	221	SOAT, ERIN	SO	CLARKE	13.33m
8	498	DAVIS, KYLIE	SO	OLIVET NAZARENE	14.36m
9	361	LYON, KELBIE	SO	HASTINGS	14.12m

Flight 2 of 3

1	426	PETTELL, PAIGE	FR	LINDSEY WILSON	13.30m
2	508	MUSIC, BRYANNA	JR	OTTAWA	13.92m
3	589	WINDLE, ALYSSA	SR	TABOR	13.74m
4	244	SHAW, ADRIANNA	FR	CONCORDIA (NEB.)	14.37m
5	412	DONNELL, JENNIFER	JR	JUDSON	13.40m
6	243	ROBB, KALI	SR	CONCORDIA (NEB.)	14.65m
7	355	PUCKETT, DAPHNE	JR	GREAT FALLS	13.60m
8	239	LIERMANN, SAMANTH	SO	CONCORDIA (NEB.)	14.96m
9	369	THOMPSON, TEEKA	SR	HASTINGS	13.53m

Flight 3 of 3

1	291	GRINT, KATE	FR	DOANE	13.45m
2	494	BOCK, LEA	SO	OLIVET NAZARENE	13.84m
3	383	MACKEY, TE'REIA	JR	INDIANA TECH	13.94m
4	577	KELLY, RAVEN	SR	ST. FRANCIS (ILL.)	14.82m
5	236	EICKHOFF, JASMINE	SO	CONCORDIA (NEB.)	13.23m
6	225	MORSE, HAYLEY	JR	COLLEGE OF IDAHO	13.38m
7	515	MCNEAL, ALLISON	FR	RIO GRANDE	13.16m
8	452	MALLER, ELIZABETH	SO	MILLIGAN	13.05m
9	511	BROWN, ALIYAH	SO	PARK U.	13.67m

#30 Men's Long Jump**All receive 3 attempts, top 9 + ties advance for 3 additional attempts.**

W	World	8.95m	Mike Powell	8/30/1991
A	American	8.95m	Mike Powell	8/30/1991
N	NAIA Championship	8.09m	Joshua Owusu	1974
C	College Outdoor	8.74m	Erick Walder	4/2/1994

1:00 PM (Day 2)

Lane	#	Name	Yr	Team	Mark
Flight 1 of 3					
1	928	PARTEE, JORDAN	JR	INDIANA TECH	7.33m
2	921	LINTZ, ISAIAH	SR	INDIANA TECH	7.39m
3	886	KNIGHT, CORION	JR	FLORIDA MEMORIAL	7.62m
4	1123	BELTZ, ZACH	SO	SOUTHERN OREGON	7.37m
5	946	LAUCK, CAMERON	FR	INDIANA WESLEYAN	7.08m
6	827	STANTON, TY	FR	DICKINSON ST.	7.37m
7	1220	BOYD, LEON	JR	WAYLAND BAPTIST	7.65m
8	1215	DISHMOND, STEPHEN	FR	VOORHEES	7.34m
9	825	LIGGINS, JAY	SO	DICKINSON ST.	7.09m

Flight 2 of 3

NAIA OUTDOOR TRACK & FIELD CHAMPIONSHIPS 2017

Gulf Shores, AL

Mickey Miller Blackwell Stadium

Weather: Sunny & Clear, Th- 80, Fr- 83, Sa- 84

Host: Gulf Shores Sports Commission

5/25/2017 - 5/27/2017

MEET OFFICIALS

Meet Director:


Houston Young

Meet Referee:

Lawhorn/Thurber/ Mitchell

Timing:

www.cfpitiming.com



OFFICIAL MEET REPORT

printed: 5/25/2017 10:30 PM

START LIST

#30 Men's Long Jump (cont'd)

1:00 PM (Day 2)

Lane	#	Name	Yr Team	Mark
1	942	BECK, DALEN	SR INDIANA WESLEYAN	7.08m
2	1026	ZITTERKOPF, ISAAC	SO MIDAMERICA NAZARE	7.22m
3	986	REDMON, MICHAEL	FR LINDSEY WILSON	7.18m
4	1204	BARLOW, SANTERRIU	FR UNION (KY.)	7.08m
5	934	ROGERS, NOAH	FR INDIANA TECH	7.21m
6	1248	MARK, MACHAEL	SR WILEY	7.12m
7	962	NILSSON MONTLER, T	FR KEISER UNIVERSITY	8.04m
8	984	MOSHELEKETI, GOAB	JR LINDSEY WILSON	7.46m
9	834	SESSOMS, QUAMEL	SO DILLARD	7.67m

Flight 3 of 3

1	932	ROBINSON, CARRING	SR INDIANA TECH	7.19m
2	910	DOTSON, VERNEST	SR HUSTON-TILLOTSON	7.32m
3	1216	PATRICK, DONTAVIO	FR VOORHEES	7.29m
4	707	JONES, RYAN	SR BETHEL (IND.)	7.28m
5	933	ROBINSON, KESHAW	JR INDIANA TECH	7.25m
6	900	SNORGRASS, WILLIA	JR GRACELAND	7.22m
7	1143	SMITH, KEVIN	JR SPRING ARBOR	7.18m
8	919	DIXON, ALAIN	JR INDIANA TECH	7.21m
9	982	HARRIS, K'LAN	JR LINDSEY WILSON	7.19m

#15 Women's 100m Hurdles

W	World	12.20	Keni Harrison	7/22/2016
A	American	12.26	Brianna Rollins	6/22/2013
N	NAIA Championship	13.28	Crystal Bardge	2012
C	College Outdoor	12.39	Brianna Rollins	6/8/2013

Prelims 1:30 PM (Day 2): (Top 1 per Heat + next 3 advance)

Lane	#	Name	Yr Team	Time
Heat 1 of 5				
2	510	RAMIREZ, JENNIFER	FR OUR LADY OF THE LA	14.46
3	356	BERKS, OLIVIA	FR HASTINGS	14.42
4	311	WUBBEN, DANIELLE	JR DORDT	14.64
5	348	HAMILTON, DIMETRE	FR GRAND VIEW	14.79
6	635	PARKER, KARIS	JR WAYLAND BAPTIST	14.20
7	218	BUSHKOFKY, KRIST	SR CLARKE	14.27
8	483	KEUNE, MACKENZIE	FR NORTHWESTERN (IO	15.03
Heat 2 of 5				
2	279	NEWMAN, SASHA	JR DILLARD	14.65
3	199	MOTSI, TANYA	SR BRITISH COLUMBIA	14.44
4	370	ALLEN, SHAKIRAH	FR INDIANA TECH	14.45
5	282	BRAMHALL, RACHEL	SR DOANE	14.22
6	152	DESIRA, TORI	SR AQUINAS	14.22
7	596	SAKEUH, PLENSEH-T	SO TAYLOR	14.66
Heat 3 of 5				
2	373	GEORGE, JALACIA	SO INDIANA TECH	14.52
3	189	WELLS, CHEYENNE	SR BRENAU	14.94

#15 Women's 100m Hurdles (cont'd)

Prelims 1:30 PM (Day 2): (Top 1 per Heat + next 3 advance)

Lane	#	Name	Yr Team	Time
4	382	LOWMAN, SHERITA	FR INDIANA TECH	14.39
5	627	BRISCOE, TELECIA	FR WAYLAND BAPTIST	13.57
6	611	WHATLEY, OLIVIA	SO UNION (KY.)	14.88
7	184	OTAH, ASHLEY	FR BIOLA	14.50
8	385	MOSELEY, AYANNA	SR INDIANA TECH	14.40
Heat 4 of 5				
2	274	HONEYMAN, ABBY	JR DICKINSON ST.	14.83
3	390	TAYLOR, JAQUEL	JR INDIANA TECH	14.40
4	156	KING, ALEX	SR AQUINAS	14.13
5	372	CORREIA, LEONDR	FR INDIANA TECH	14.47
6	389	SIMPSON, LARIAH	SR INDIANA TECH	14.37
7	645	HERRERA, MADISON	JR WESTMONT	14.58
8	615	JOSEPH, JASLYN	FR USC-BEAUFORT	14.94
Heat 5 of 5				
2	371	BALLARD, ERIONA	JR INDIANA TECH	14.47
3	654	DENNIE, RENAE	SO WILEY	14.16
4	151	BROWN, AMORE	SO AQUINAS	14.41
5	331	BAKER, CHELSEA	JR FRIENDS	14.30
6	448	HARRIS, DACIA	FR MIDAMERICA NAZARE	14.60
7	188	ROMINE, SYDNEY	FR BRENAU	14.81
8	408	ARELLANO, KAIANN	JR JAMESTOWN	14.99

#16 Men's 110m Hurdles

W	World	12.80	Aries Merritt	9/7/2012
A	American	12.80	Aries Merritt	9/7/2012
N	NAIA Championship	13.74	Dominique DeGrammont	2003
C	College Outdoor	13.00	Renaldo Nehemiah	5/6/1979

Prelims 1:45 PM (Day 2): (Top 1 per Heat + next 4 advance)

Lane	#	Name	Yr Team	Time
Heat 1 of 4				
2	753	WILEY, PAXTON	SO CAMPBELLSVILLE	14.72
3	1023	RIHA, MICHAL	SO MIDAMERICA NAZARE	14.48
4	783	PIEPER, ANDREW	SO COLUMBIA (MO.)	14.88
5	797	WIECHMAN, LUCAS	SR CONCORDIA (NEB.)	14.43
6	938	STANLEY, TREVOR	SR INDIANA TECH	14.14
7	915	REYNOLDS, SETH	SO INDIANA EAST	14.89
8	888	SMITH, SHAKEEM	FR FLORIDA MEMORIAL	14.69
Heat 2 of 4				
2	824	CHORRO, JOSE	SR DICKINSON ST.	14.53
3	788	HULETT, BENJAMIN	JR CONCORDIA (NEB.)	14.73
4	994	CONDE, MOUSSA	SO MARIAN (IND.)	14.67
5	999	KILLINGS, TAYLOR	SR MARIAN (IND.)	14.23
6	1177	ANTHONY, CALEB	FR TAYLOR	14.36
7	1213	ROGERS, NOAH	JR VANGUARD	14.83
Heat 3 of 4				

NAIA OUTDOOR TRACK & FIELD CHAMPIONSHIPS 2017

Gulf Shores, AL

Mickey Miller Blackwell Stadium

Weather: Sunny & Clear, Th- 80, Fr- 83, Sa- 84

Host: Gulf Shores Sports Commission

5/25/2017 - 5/27/2017

MEET OFFICIALS**Meet Director:**


Houston Young

Meet Referee:

Lawhorn/Thurber/ Mitchell

Timing:

www.cfpitiming.com

**OFFICIAL MEET REPORT**

printed: 5/25/2017 10:30 PM

START LIST**#16 Men's 110m Hurdles (cont'd)****Prelims 1:45 PM (Day 2): (Top 1 per Heat + next 4 advance)**

Lane	#	Name	Yr	Team	Time
2	1151	REEMTSMA, JACK	SO	ST. AMBROSE	14.76
3	874	AUGUSTIN, CARL	SO	EDWARD WATERS	14.63
4	1022	MAYESKE, MATT	SR	MIDAMERICA NAZARE	14.66
5	877	ELLIOT, III, CARL	FR	EDWARD WATERS	14.24
6	1187	HAWKINS, CHAZ	JR	TENNESSEE WESLEY	14.35
7	968	PIOLET, DAQUVON	SR	LANGSTON	14.83

Heat 4 of 4

2	681	THOMPSON, JORDAN	SO	ALLEN	14.31
3	1205	DAVIS, DEMENTRIUS	FR	USC-BEAUFORT	14.76
4	1040	JACKSON, REECE	SO	MORNINGSIDE	14.66
5	739	PAVEL, BOGDAN	SO	BRITISH COLUMBIA	14.79
6	1018	GRAHAM, CHRISTOP	SR	MIDAMERICA NAZARE	14.32
7	978	HERRING, CHRISTIAN	SR	LINDENWOOD-BELLE	14.63

#7 Women's 800 Meters

W	World	1:53.28	Jarmila Kratochvilova	7/26/1983
A	American	1:56.40	Jearl Miles Clark	8/11/1999
N	NAIA Championship	2:02.12	Helen Crofts	2011
C	College Outdoor	1:59.10	Raevyn Rogers	4/15/2017

Prelims 2:00 PM (Day 2): (Top 1 per Heat + next 4 advance)

Lane	#	Name	Yr	Team	Time
Heat 1 of 4					
2	637	SOSA, SILVIA	JR	WAYLAND BAPTIST	2:14.72
3	493	BEEZHOLD, ALEXA	JR	OLIVET NAZARENE	2:13.70
4	415	MALMBORG, JOSEFIN	SO	KEISER UNIVERSITY	2:14.22
5	162	SIGAFOOSE, ADRI	JR	AQUINAS	2:10.34
6	609	JOURDAN, ASHLEY	SR	TRINITY CHRISTIAN	2:12.81
7	539	ABBOTT, ASPEN	SR	SOUTHERN OREGON	2:15.01
8	477	ENGELBREKT, LILY	JR	NORTHWEST U.	2:15.48

Heat 2 of 4

2	197	KORPACH, SARAH	SR	BRITISH COLUMBIA	2:12.49
3	497	BROWN-DIVAN, KARL	SR	OLIVET NAZARENE	2:14.07
4	628	CANO, TIFFANY	SO	WAYLAND BAPTIST	2:14.14
5	630	DANIELS, PATRICE	JR	WAYLAND BAPTIST	2:14.86
6	480	BOSCH, KATIE	JR	NORTHWESTERN (IO)	2:12.46
7	466	MUMM, MICHELLE	JR	MORNINGSIDE	2:14.99
8	646	PARKS, EMILY	FR	WESTMONT	2:15.49

Heat 3 of 4

2	203	VAN TASSEL, CAMILL	JR	BRITISH COLUMBIA	2:14.31
3	419	JENSEN, ARIEL	JR	LEWIS-CLARK	2:13.26
4	183	MURRAY, ALISA	SR	BIOLA	2:14.28
5	421	SKILES, KATELYNN	JR	LEWIS-CLARK	2:15.46
6	453	SEGRAVE, HANNAH	SR	MILLIGAN	2:04.49
7	407	SPRINKLES, JESSICA	FR	INDIANA WESLEYAN	2:15.33
8	638	WILLIAMS, ELIZABET	FR	WAYLAND BAPTIST	2:12.99

#7 Women's 800 Meters (cont'd)**Prelims 2:00 PM (Day 2): (Top 1 per Heat + next 4 advance)**

Lane	#	Name	Yr	Team	Time
Heat 4 of 4					
2	484	LANDHUIS, KATIE	JR	NORTHWESTERN (IO)	2:13.33
3	572	WOODALL, NICOLE	SR	ST. AMBROSE	2:14.71
4	514	SHIELDS, ANNA	SO	POINT PARK	2:09.41
5	262	PEACE, MADISON	SR	CUMBERLANDS	2:12.82
6	307	VAN ZEE, JUSTINE	SR	DORDT	2:14.25
7	166	MOORE, CHARLOTTE	JR	ARIZONA CHRISTIAN	2:15.04
8	555	BLATTNER, KARI	SO	SOUTHWESTERN (KA)	2:15.47

#8 Men's 800 Meters

W	World	1:40.91	David Rudisha	2012
A	American	1:42.60	Johnny Gray	8/28/1985
N	NAIA Championship	1:46.10	Kenneth Koech	1999
C	College Outdoor	1:43.55	Donavan Brazier	6/16/2010

Prelims 2:20 PM (Day 2): (Top 2 per Heat + next 2 advance)

Lane	#	Name	Yr	Team	Time
Heat 1 of 3					
1	1136	SAUNDERS, ALEX	SR	SOUTHERN-NO	1:53.50
2	1251	PARKS, SHEVAN	FR	WILEY	1:49.33
3	1122	VERMILYE, ANTHONY	SR	SIENA HEIGHTS	1:51.90
4	924	MARROW, DEVON	SR	INDIANA TECH	1:52.47
5	1120	MUESSIG, DOMINIC	SR	SIENA HEIGHTS	1:52.38
6	735	KRAMER, RHYS	FR	BRITISH COLUMBIA	1:51.30
7	854	VARELA, ALAN	SO	DOANE	1:52.67
8	1099	NORRIS, MIKE	SO	RIO GRANDE	1:53.29

Heat 2 of 3

1	756	MACK, SUPERVOID	SR	CARDINAL STRITCH	1:53.39
2	818	MOELLER, MARK	SR	DAKOTA STATE	1:52.47
3	953	ALLEN, DONTAYEOUS	SR	JARVIS CHRISTIAN	1:51.01
4	1121	RODDEN, BRENT	SO	SIENA HEIGHTS	1:51.04
5	869	MORRELL III, THOMA	FR	EASTERN OREGON	1:52.02
6	1185	CHOATE, BRYCE	SO	TENNESSEE WESLEY	1:52.64
7	916	ADAIR, MATT	SR	INDIANA TECH	1:52.11
8	1046	HOUDEK, JORDAN	SR	MOUNT MARTY	1:53.33

Heat 3 of 3

2	1202	BARBER, TYLER	FR	TRUETT-MCCONNELL	1:52.40
3	1245	EDGAR, MARBEQ	JR	WILEY	1:47.83
4	734	JARRON, LUKAS	SR	BRITISH COLUMBIA	1:51.46
5	793	MULLER, CJ	SR	CONCORDIA (NEB.)	1:51.40
6	1000	MARTIN, PRESLEY	JR	MARIAN (IND.)	1:52.43
7	1024	ROBINSON, GEORGE	SR	MIDAMERICA NAZARE	1:52.78
8	1261	ELLIOTT II, CRAIG	SR	WILLIAM JESSUP	1:53.25

NAIA OUTDOOR TRACK & FIELD CHAMPIONSHIPS 2017

Gulf Shores, AL

Mickey Miller Blackwell Stadium

Weather: Sunny & Clear, Th- 80, Fr- 83, Sa- 84

Host: Gulf Shores Sports Commission

5/25/2017 - 5/27/2017

MEET OFFICIALS**Meet Director:**


Houston Young

Meet Referee:

Lawhorn/Thurber/ Mitchell

Timing:

www.cfpitiming.com

**OFFICIAL MEET REPORT**

printed: 5/25/2017 10:30 PM

START LIST**#42-10 Men's Decathlon 1500 Meters**

W	World	3:26.00	Hicham El Guerrouj	7/14/1998
A	American	3:29.30	Bernard Lagat	8/28/2005
N	NAIA Championship	3:41.39	Silas Kisorio	2012
C	College Outdoor	3:35.30	Sydney Maree	6/6/1981

2:20 PM (Day 2)

Lane	#	Name	Yr	Team
Section 1 of 1				
1	741	PRZYSTUPA, MICHAEL	SR	BRITISH COLUMBIA
2	1144	CONNELL, COLE	SO	ST. AMBROSE
3	1240	TOP, PIETER	FR	WESTMONT
4	1126	DOTSON, JOE	SO	SOUTHERN OREGON
5	851	SUDBECK, LEVI	FR	DOANE
6	855	BOLT, MATTHEW	SR	DORDT
7	1067	KORVER, CALVIN	FR	NORTHWESTERN (IO)
8	1238	NEMITZ, JACKSON	SO	WESTMONT
9	705	FOX, PHILIP	SO	BETHEL (IND.)
10	1096	ANDJELIC, NIKOLA	JR	RIO GRANDE
11	800	BRACKEN, JASON	JR	CORBAN
12	778	NEY, BROOKS	JR	COLLEGE OF IDAHO
13	801	SCHMIDT, MICHAEL	FR	CORBAN
14	1084	GRETZ, SETH	JR	OREGON TECH
15	772	GANDY, DREW	SR	CENTRAL METHODIST
16	1211	LAWSON, WINSTON	SR	VANGUARD

#1 Women's 100 Meters

W	World	10.49	Florence Griffith-Joyner	8/16/1988
A	American	10.49	Florence Griffith Joyner	7/16/1988
N	NAIA Championship	11.28	Jura Levy	5/24/2014
C	College Outdoor	10.78	Dawn Sowell	6/2/1989

Prelims 2:50 PM (Day 2): (Top 1 per Heat + next 3 advance)

Lane	#	Name	Yr	Team	Time
Heat 1 of 5					
2	328	WILLIAMS, ABERDEE	FR	FLORIDA MEMORIAL	12.01
3	339	RICKS, ANIKA	SR	FRIENDS	11.92
4	536	YOUNG-BROOKS, MIL	SO	SIENA HEIGHTS	12.00
5	545	TYLER, RAKAYLA	SO	SOUTHERN OREGON	11.87
6	414	LILJA, LISA	FR	KEISER UNIVERSITY	12.10
7	397	WOODS, BRIANNA	SR	INDIANA TECH	11.57
8	626	HYMAN, OSHIN	JR	WARNER	12.09
Heat 2 of 5					
2	377	HOLMES, TIA	JR	INDIANA TECH	12.03
3	653	DAVID, DANIELLE	FR	WILEY	12.09
4	660	BRIDGES, MIA	JR	WILLIAM CAREY	11.92
5	619	WILLIAMS, J'HARI	FR	USC-BEAUFORT	11.62
6	418	HOWARD, T'ARA	SR	LANGSTON	11.86
7	661	BYRD, PAMELA	JR	WILLIAM CAREY	11.99
8	172	ROSE, KEISHONDA	JR	BENEDICTINE (KAN.)	12.11

#1 Women's 100 Meters (cont'd)**Prelims 2:50 PM (Day 2): (Top 1 per Heat + next 3 advance)**

Lane	#	Name	Yr	Team	Time
Heat 3 of 5					
1	554	WEIR, KATRINA	SR	SOUTHWEST (N.M.)	12.20
2	335	ENGLE, NATALI	JR	FRIENDS	12.03
3	632	HOLLINS, E'KEISHA	JR	WAYLAND BAPTIST	11.73
4	654	DENNIE, RENAE	SO	WILEY	11.93
5	260	BRAY, PAIGE	JR	CULVER-STOCKTON	11.83
6	505	PAUL, MARGARET	SO	OREGON TECH	11.98
7	656	MARK, TERRISA	SR	WILEY	12.08
8	460	REAMS, ALIYAH	SR	MISSOURI BAPTIST	12.14
Heat 4 of 5					
1	387	PERRY, BRITTNEE	SR	INDIANA TECH	11.81
2	462	BRINSON, JONINA	JR	MOBILE	11.76
3	662	COOKS, ANNIE	SR	WILLIAM CAREY	12.07
4	602	CRAWFORD, CHASIT	FR	TEXAS WESLEYAN	11.94
5	263	POPE, ASHLI	SO	CUMBERLANDS	12.20
6	551	PENNIE, CHANTAL	JR	SOUTHERN-NO	11.98
7	583	MASON, JASMINE	FR	ST. GREGORY'S	12.03
8	170	MARES, GLORIA	JR	BAKER	12.15
Heat 5 of 5					
1	176	BOYNTON, RASHE	SR	BETHEL (KAN.)	12.17
2	393	THOMPSON, PATRICI	SR	INDIANA TECH	12.06
3	548	BROOKS-GILLINGS, O	JR	SOUTHERN-NO	11.95
4	461	LEE, MALON	FR	MISSOURI VALLEY	12.05
5	522	GARDNER, ASIA	FR	SIENA HEIGHTS	11.78
6	164	TRUSS, COURTNEY	JR	AQUINAS	11.96
7	634	JOHNSON, DEVIN	FR	WAYLAND BAPTIST	11.78
8	423	BLUMKAITIS, JULIA	JR	LINDENWOOD-BELLE	12.16

#2 Men's 100 Meters

W	World	9.58	Usain Bolt	8/16/2009
A	American	9.69	Tyson Gay	9/20/2009
N	NAIA Championship	10.05	Davidson Ezinwa	1992
C	College Outdoor	9.89	Ngoni Makusha	7/10/2001

Prelims 3:10 PM (Day 2): (Top 1 per Heat + next 2 advance)

Lane	#	Name	Yr	Team	Time
Heat 1 of 6					
2	987	ROBINSON, DEQUAN	FR	LINDSEY WILSON	10.60
3	1250	PALMER, ORAINE	SO	WILEY	10.17
4	1100	CARTER, DEION	SR	ROBERT MORRIS (ILL.)	10.71
5	930	RATLIFF, JEREMIAH	FR	INDIANA TECH	10.60
6	901	SPILLER, MONTAE	JR	GRACELAND	10.71
7	1217	DURHAM, TOBIAS	JR	WARNER	10.47
8	918	COLLIER, DESHON	FR	INDIANA TECH	10.48
Heat 2 of 6					
2	1253	RALPH, QUINN-LEE	SR	WILEY	10.50

NAIA OUTDOOR TRACK & FIELD CHAMPIONSHIPS 2017

Gulf Shores, AL

Mickey Miller Blackwell Stadium

Weather: Sunny & Clear, Th- 80, Fr- 83, Sa- 84

Host: Gulf Shores Sports Commission

5/25/2017 - 5/27/2017

MEET OFFICIALS**Meet Director:**


Houston Young

Meet Referee:

Lawhorn/Thurber/ Mitchell

Timing:

www.cfpitiming.com

**OFFICIAL MEET REPORT**

printed: 5/25/2017 10:30 PM

START LIST**#2 Men's 100 Meters (cont'd)****Prelims 3:10 PM (Day 2): (Top 1 per Heat + next 2 advance)**

Lane	#	Name	Yr	Team	Time
3	1263	ELMORE, TRISTEN	FR	WILLIAM PENN	10.63
4	680	FLYNN, RORIQUEZ	JR	ALLEN	10.46
5	936	SHARBAHN, WAYNE	SR	INDIANA TECH	10.22
6	1265	LEIBA, CHRIS	FR	WILLIAM PENN	10.72
7	1114	ELLINGTON, BLAINE	SO	SIENA HEIGHTS	10.70
8	1025	SAWYERR, DEVAN	SR	MIDAMERICA NAZARE	10.58

Heat 3 of 6

2	1206	GEORGE, CHRIS	FR	USC-BEAUFORT	10.63
3	1249	MORAIN, MORIBA	JR	WILEY	10.51
4	926	MOORE, KEJAVON	JR	INDIANA TECH	10.45
5	1256	JOHNSON, JUSTIN	JR	WILLIAM CAREY	10.25
6	864	CUMBERBATCH, JEB	SO	EASTERN OREGON	10.58
7	1184	ROMER, LESLIE	SR	TAYLOR	10.70
8	1186	HARRIS, CADARIUS	JR	TENNESSEE WESLEY	10.72

Heat 4 of 6

2	1019	GRIFFIN, ISAIAH	JR	MIDAMERICA NAZARE	10.64
3	1034	DAVIS, MAURICE	FR	MISSOURI VALLEY	10.54
4	1127	EAST, MATT	SR	SOUTHERN OREGON	10.42
5	1141	WHITFIELD, TOMUNCI	JR	SOUTHWESTERN (KA)	10.58
6	922	LOCKRIDGE, MATT	FR	INDIANA TECH	10.37
7	1140	MOSLEY, SAMUEL	JR	SOUTHWEST (N.M.)	10.72
8	1156	DUNCAN, JORDAN	JR	ST. FRANCIS (ILL.)	10.68

Heat 5 of 6

2	1011	SURY, HUNTER	SO	MCPHERSON	10.66
3	981	HALLMON, KEVIN	SO	LINDSEY WILSON	10.42
4	914	WILLIAMS, DEMARCU	FR	HUSTON-TILLOTSON	10.68
5	1223	HANDBOROUGH, KA	SR	WAYLAND BAPTIST	10.38
6	1132	SHAW, DWIGHT	JR	SOUTHERN OREGON	10.55
7	1189	PARSON, JOSH	JR	TENNESSEE WESLEY	10.57
8	1076	LINTON, STEVEN	FR	OLIVET NAZARENE	10.73

Heat 6 of 6

2	983	KEELING, HOLT	SO	LINDSEY WILSON	10.67
3	1227	SCRUGGS, JUSTIN	SR	WAYLAND BAPTIST	10.39
4	1196	HARRY, KIE'AVE	FR	TEXAS COLLEGE	10.40
5	1248	MARK, MACHAEL	SR	WILEY	10.56
6	899	HEMINGWAY, TYRELL	SR	GRACELAND	10.68
7	923	MACHOMETA, JACK	SO	INDIANA TECH	10.57
8	1243	BERKLEY, JESSE	SO	WILEY	10.74

#5 Women's 400 Meters

W	World	47.60	Marita Koch	10/6/1985
A	American	48.70	Sandi Richards	9/17/2006
N	NAIA Championship	51.44	Fatimat Yusuf	1996
C	College Outdoor	49.71	Courtney Okolo	4/23/2016

#5 Women's 400 Meters (cont'd)**Prelims 3:30 PM (Day 2): (Top 2 per Heat + next 2 advance)**

Lane	#	Name	Yr	Team	Time
Heat 1 of 3					
2	384	MOODY, AYANNA	SO	INDIANA TECH	56.77
3	653	DAVID, DANIELLE	FR	WILEY	56.35
4	280	REED, MEAGAN	JR	DILLARD	55.18
5	308	VELGERSDYK, MIRAN	JR	DORDT	54.65
6	275	COLUMBUS, KAHLIA	SO	DILLARD	56.35
7	655	HARRISON, DEJA	JR	WILEY	56.72

Heat 2 of 3

2	528	MOORE, ALEXIS	JR	SIENA HEIGHTS	56.05
3	207	BARTH, KARA	SR	CARROLL	56.66
4	676	WILLIAMS, ARIANE	SO	XAVIER-LOUISIANA	56.63
5	580	MOODY, JENNA	JR	ST. FRANCIS (ILL.)	55.57
6	550	HYLTON, SHADAE	JR	SOUTHERN-NO	53.50
7	217	WHITE, MONICA	SO	CARROLL	57.16
8	512	FLETCHER, JEROSAN	JR	PARK U.	57.25

Heat 3 of 3

2	230	SMITH, NIKKI	FR	COLUMBIA (MO.)	56.69
3	659	THOMAS, CHRISS AN	SO	WILEY	56.22
4	571	SMITH, MOLLY JO	SR	ST. AMBROSE	56.39
5	647	PHIPPS, TARYN	SR	WESTMONT	56.79
6	657	POLEON, NATASHA	SO	WILEY	54.37
7	395	WILSON, APRIL	SR	INDIANA TECH	55.52

#6 Men's 400 Meters

W	World	43.03	Wayde van Niekirk	8/14/2016
A	American	43.18	Michael Johnson	8/26/1999
N	NAIA Championship	45.07	Devon Morris	1986
C	College Outdoor	44.00	Quincy Watts	6/6/1992

Prelims 3:50 PM (Day 2): (Top 2 per Heat + next 2 advance)

Lane	#	Name	Yr	Team	Time
Heat 1 of 3					
2	1246	HAMILTON, RAJAY	JR	WILEY	47.44
3	1218	PELHAM, NYKEMIS	SR	WARNER	48.08
4	1231	CLARKE, JORDAN	SR	WEBBER	47.28
5	990	CHANT, ANDREW	FR	MADONNA	47.84
6	1230	TURNER, DEMETRIUS	FR	WAYLAND BAPTIST	46.95
7	701	WARREN, BIRDSONG	SR	BAKER	48.19
8	1133	CAMPBELL, ACDANE	FR	SOUTHERN-NO	48.47

Heat 2 of 3

1	1137	SMITH, BRIAN	SO	SOUTHERN-NO	48.50
2	885	HARE, ANDRE	SR	FLORIDA MEMORIAL	48.47
3	967	THERMIDOR, EDENS	JR	KEISER UNIVERSITY	47.54
4	1224	HINDS, TRE	SO	WAYLAND BAPTIST	47.02
5	1229	SOUTIEN, JEAN	SO	WAYLAND BAPTIST	47.56
6	1030	PHILLIPS JR., TRAVIS	SO	MIDLAND	48.10

NAIA OUTDOOR TRACK & FIELD CHAMPIONSHIPS 2017

Gulf Shores, AL

Mickey Miller Blackwell Stadium

Weather: Sunny & Clear, Th- 80, Fr- 83, Sa- 84

Host: Gulf Shores Sports Commission

5/25/2017 - 5/27/2017

MEET OFFICIALS**Meet Director:**

Houston Young

Meet Referee:

Lawhorn/Thurber/ Mitchell

Timing:

www.cfpitiming.com

**OFFICIAL MEET REPORT**

printed: 5/25/2017 10:30 PM

START LIST**#6 Men's 400 Meters (cont'd)****Prelims 3:50 PM (Day 2): (Top 2 per Heat + next 2 advance)**

Lane	#	Name	Yr	Team	Time
7	927	MUHAMMAD, QADIR	SO	INDIANA TECH	48.14
8	1138	THOMPSON, JAHNOY	SO	SOUTHERN-NO	46.97

Heat 3 of 3

2	1135	RICHARDS, DANIELLE	JR	SOUTHERN-NO	47.93
3	937	SPRINGER, GAIRY	SO	INDIANA TECH	47.41
4	1274	HELD, MASON	SO	YORK (NEB.)	48.20
5	1228	SKHOSANA, SONWAB	SO	WAYLAND BAPTIST	47.33
6	1254	SHEARMAN, KIMORIE	FR	WILEY	46.49
7	1149	OHIOZE, MICHAEL	SR	ST. AMBROSE	47.87
8	887	MCLEOD, CHALE	SO	FLORIDA MEMORIAL	48.31

#45 Women's 5000m Walk

N	NAIA Championship	25:11.56	Nicola Evangelista	2010
---	-------------------	----------	--------------------	------

4:10 PM (Day 2)

Lane	#	Name	Yr	Team	Time
Section 1 of 1					
1	456	ALFONZO, NATALIA	SR	MISSOURI BAPTIST	24:09.06
2	411	CISNEROS, ANALI	FR	JUDSON	24:29.24
3	568	NEWHOFF, KATHARIN	FR	ST. AMBROSE	25:08.39
4	206	MELENDEZ, AMBERL	FR	CARDINAL STRITCH	25:42.69
5	567	LOPEZ, JENNY	JR	ST. AMBROSE	25:46.55
6	171	MCCOLLUM, BRENDA	JR	BAKER	26:49.67
7	457	MCCANDREW, DENIS	JR	MISSOURI BAPTIST	26:50.56
8	252	BROGAN, BAILEY	SR	CORNERSTONE	27:10.01
9	342	EMERY, SIANA	FR	GOSHEN	27:10.82
10	204	ZHANG, ZOE	FR	BRITISH COLUMBIA	27:12.15
11	563	DELGADO, CASSAND	JR	ST. AMBROSE	27:12.71
12	168	APOLLO, CAITLIN	JR	BAKER	27:57.64

#26 Men's High Jump**Progression-**

W	World	2.45m	Javier Sotomayor	7/27/1993
A	American	2.40m	Charles Austin	8/7/1991
N	NAIA Championship	2.22m	Mike Mason	2006
C	College Outdoor	2.38m	Hollis Conway	6/3/1989

4:30 PM (Day 2)

Lane	#	Name	Yr	Team	Mark
Flight 1 of 1					
1	729	DELLA SIEGA, JOEL	FR	BRITISH COLUMBIA	2.06m
2	859	MOATS, JACOB	SR	DORDT	2.16m
3	886	KNIGHT, CORION	JR	FLORIDA MEMORIAL	2.09m
4	1117	JORDAN, KEITH	FR	SIENA HEIGHTS	2.14m
5	1235	COTA, ANTHONY	JR	WESTMONT	2.05m
6	692	MCKEOWN, NATE	FR	AQUINAS	2.10m
7	884	CHERY, GEORGES	FR	FLORIDA MEMORIAL	2.12m

#26 Men's High Jump (cont'd)**4:30 PM (Day 2)**

Lane	#	Name	Yr	Team	Mark
8	1266	MCCASTLE, CORNELI	JR	WILLIAM PENN	2.06m
9	845	HIGHTOWER, DAKAR	JR	DOANE	2.18m
10	1211	LAWSON, WINSTON	SR	VANGUARD	2.05m
11	1013	MUNKHOLM, JONNYT	JR	MENLO COLLEGE	2.04m
12	1277	VENTRY, JOE	SR	YORK (NEB.)	2.05m
13	750	RUSSELL, BRAYDEN	SO	CAMPBELLSVILLE	2.04m
14	956	PALMER, NICK	FR	JARVIS CHRISTIAN	2.05m
15	838	BECKER, AUSTIN	FR	DOANE	2.04m
16	1026	ZITTERKOPF, ISAAC	SO	MIDAMERICA NAZARE	2.04m

#46 Men's 5000m Walk

N	NAIA Championship	20:07.38	Al Heppner	2011
---	-------------------	----------	------------	------

4:40 PM (Day 2)

Lane	#	Name	Yr	Team	Time
Section 1 of 1					
1	1150	PETERS, ANTHONY	JR	ST. AMBROSE	20:13.27
2	736	LIANG, ALGER	FR	BRITISH COLUMBIA	22:03.39
3	1142	GRUTTADAURO, ANT	FR	SPRING ARBOR	22:05.07
4	1232	JOBSON, LUKE	SO	WEST VIRGINIA TECH	22:43.04
5	728	CHENG, COLIS	SO	BRITISH COLUMBIA	23:13.13
6	730	DOWNEY, NATHAN	FR	BRITISH COLUMBIA	23:13.89
7	1147	MANCHA, EMILIO	SO	ST. AMBROSE	23:22.26
8	805	ELMI, SAM	SO	CORNERSTONE	23:52.44
9	773	HUTCHERSON, DOUG	SR	CENTRAL METHODIS	23:56.03
10	802	BENSON, JACOB	SR	CORNERSTONE	24:57.99
11	754	WISEHEART, BRAND	SR	CAMPBELLSVILLE	25:08.03
12	809	RABIE, JASON	JR	CORNERSTONE	25:12.83
13	890	BIDDLE, SAWYER	JR	GOSHEN	25:35.92

#36 Men's Discus**All receive 3 attempts, top 9 + ties advance for 3 additional attempts.**

W	World	74.08m	Jurgen Schult	6/6/1986
A	American	72.34m	Ben Plucknett	7/7/1981
N	NAIA Championship	64.08m	Ade Olukoju	1990
C	College Outdoor	68.16m	Julian Wruck	6/1/2013

5:00 PM (Day 2)

Lane	#	Name	Yr	Team	Mark
Flight 1 of 3					
1	775	BROWN, JOSH	SO	COLLEGE OF IDAHO	48.89m
2	1268	SEDDON, DEREK	SR	WILLIAM PENN	57.61m
3	1112	DREW, ROBERT	JR	SIENA HEIGHTS	49.64m
4	1267	ROBINSON, DEREK	JR	WILLIAM PENN	49.37m
5	821	LAKE, AL	JR	DAVENPORT	50.26m
6	896	SEITZ, MACALLISTER	SR	GRACE	50.91m
7	1118	KUNST, ZACHERY	FR	SIENA HEIGHTS	48.53m

NAIA OUTDOOR TRACK & FIELD CHAMPIONSHIPS 2017

Gulf Shores, AL

Mickey Miller Blackwell Stadium

Weather: Sunny & Clear, Th- 80, Fr- 83, Sa- 84

Host: Gulf Shores Sports Commission

5/25/2017 - 5/27/2017

MEET OFFICIALS

Meet Director:


Houston Young

Meet Referee:

Lawhorn/Thurber/ Mitchell

Timing:

www.cfpitiming.com



OFFICIAL MEET REPORT

printed: 5/25/2017 10:30 PM

START LIST

#36 Men's Discus (cont'd)

5:00 PM (Day 2)

Lane	#	Name	Yr Team	Mark
8	902	GOELLER, JACOB	SO GRAND VIEW	52.33m
9	693	PIATEK, JOHN	SO AQUINAS	49.11m
10	903	MITCHELL, TAYLOR	SR GRAND VIEW	48.89m

Flight 2 of 3

1	725	WESTHOFF, TREVOR	SO BRIAR CLIFF	47.58m
2	1029	HOUSER, NATHAN	SO MIDLAND	49.74m
3	860	VAN KEMPEN, IKE	SO DORDT	52.36m
4	943	COIL, BRENNAN	SO INDIANA WESLEYAN	51.06m
5	786	CORNELIO, JACOB	FR CONCORDIA (NEB.)	48.25m
6	1052	MCDONALD, JOEY	SO MOUNT VERNON NAZ	48.12m
7	939	STUART, MALIK	JR INDIANA TECH	49.51m
8	1160	MITCHELL, KYLE	SR ST. FRANCIS (ILL.)	52.23m
9	1081	VOLLRATH, BRYCE	FR OLIVET NAZARENE	51.02m
10	841	BRITTAINE, ZACH	SO DOANE	52.49m

Flight 3 of 3

1	785	BOELLSTORFF, CODY	SR CONCORDIA (NEB.)	49.41m
2	817	LEMS, TYLER	SO DAKOTA STATE	47.32m
3	777	LINDSLEY, JUSTON	JR COLLEGE OF IDAHO	48.85m
4	1207	PAUL, MALIK	FR USC-BEAUFORT	48.81m
5	904	SIEFKEN, CLAY	SO GRAND VIEW	48.18m
6	709	MICOZZI, ELIAS	SR BETHEL (IND.)	53.93m
7	989	PUGH, EVAN	FR LOURDES	47.53m
8	790	LURZ, ZACHARY	SR CONCORDIA (NEB.)	54.78m
9	839	BERRECKMAN, BEN	JR DOANE	49.28m
10	717	WILSON, KYLE	JR BETHEL (KAN.)	48.04m

#31 Women's Triple Jump

All receive 3 attempts, top 9 + ties advance for 3 additional attempts.

W	World	15.50m	Inessa Kravets	8/10/1995
A	American	14.45m	Tiombé Hurd	7/11/2004
N	NAIA Championship	13.30m	Yvette French	1997
C	College Outdoor	14.71m	Keturah Orji	8/14/2016

5:30 PM (Day 2)

Lane	#	Name	Yr Team	Mark
Flight 1 of 2				
1	560	BRUNS, DALLAS	SR SOUTHWESTERN CH	11.98m
2	192	BEKAR, KIANA	FR BRITISH COLUMBIA	11.64m
3	576	EDEKO, ISI	SR ST. FRANCIS (ILL.)	11.98m
4	261	CRAFT, DANIELLE	FR CUMBERLAND (TENN.)	11.74m
5	588	HORNER, AMY	SR TABOR	11.71m
6	359	CUNNINGHAM, SHAN	SO HASTINGS	11.66m
7	319	ANDERSON, AMANDA	FR EDWARD WATERS	11.58m
8	534	WILLIAMS, CHARLEN	JR SIENA HEIGHTS	11.49m
9	564	HOSFORD, BRANDI	JR ST. AMBROSE	12.00m
10	194	CAMPBELL, OLIVIA	SO BRITISH COLUMBIA	11.62m

#31 Women's Triple Jump (cont'd)

5:30 PM (Day 2)

Lane	#	Name	Yr Team	Mark
11	458	MCCRARY, MEGAN	FR MISSOURI BAPTIST	11.55m
12	254	DRAKE, HANNAH	SO CORNERSTONE	11.44m

Flight 2 of 2

1	422	SANDS, BRIA	SO LIFE	12.22m
2	334	DOLL, LAUREN	FR FRIENDS	11.85m
3	331	BAKER, CHELSEA	JR FRIENDS	11.79m
4	462	BRINSON, JONINA	JR MOBILE	12.03m
5	323	FREEMAN, EMONI	FR EDWARD WATERS	11.82m
6	446	HELMS, JASMINE	SR MCPHERSON	11.59m
7	231	STRICKER, ABBY	SO COLUMBIA (MO.)	11.64m
8	626	HYMAN, OSHIN	JR WARNER	11.60m
9	610	CRUMP, AUTUMN	JR UNION (KY.)	11.59m
10	187	OCCEUS, ISMAELLE	SR BRENAU	11.66m
11	652	CARR, EBONY	JR WILEY	11.42m
12	219	JUDKINS, BREANNA	FR CLARKE	11.40m

#43 Women's 4 x 800m Relay

W	World	7:50.17	URS	8/5/1984
N	NAIA Championship	8:43.99	Simon Fraser, BC	2005
C	College Outdoor	8:17.45	Villanova	4/27/2013

Finals 5:30 PM (Day 2)

Lane	Team	Time
Section 1 of 1		
1	DORDT (A)	A 9:07.31
2	MORNINGSIDE (A)	A 9:09.94
3	AQUINAS (A)	A 9:07.90
4	WAYLAND BAPTIST (A)	A 9:05.03
5	BRITISH COLUMBIA (A)	A 9:05.10
6	BIOLA (A)	A 9:05.42
7	ST. AMBROSE (A)	A 9:12.21
8	WESTMONT (A)	A 9:06.91

#44 Men's 4 x 800m Relay

W	World	7:02.43	KEN	8/25/2006
N	NAIA Championship	7:26.13	Azusa Pacific, CA	2004
C	College Outdoor	7:08.96	Arizona State	4/7/1984

Finals 5:50 PM (Day 2)

Lane	Team	Time
Section 1 of 1		
1	INDIANA WESLEYAN (A)	A 7:37.46
2	INDIANA TECH (A)	A 7:35.80
3	COLUMBIA (MO.) (A)	A 7:36.24
4	SIENA HEIGHTS (A)	A 7:34.04
5	BRITISH COLUMBIA (A)	A 7:34.84
6	DORDT (A)	A 7:37.17

NAIA OUTDOOR TRACK & FIELD CHAMPIONSHIPS 2017

Gulf Shores, AL

Mickey Miller Blackwell Stadium

Weather: Sunny & Clear, Th- 80, Fr- 83, Sa- 84

Host: Gulf Shores Sports Commission

5/25/2017 - 5/27/2017

MEET OFFICIALS**Meet Director:**


Houston Young

Meet Referee:

Lawhorn/Thurber/ Mitchell

Timing:

www.cfpitiming.com

**OFFICIAL MEET REPORT**

printed: 5/25/2017 10:30 PM

START LIST**#44 Men's 4 x 800m Relay (cont'd)****Finals 5:50 PM (Day 2)**

Lane	Team	Time
7	LINDENWOOD-BELLEVILLE (A)	A 7:36.47
8	MORNINGSIDE (A)	A 7:37.00

#11 Women's 5000 Meters

W	World	14:11.15	Tirunesh Dibaba	
A	American	14:44.76	Molly Huddle	8/27/2010
N	NAIA Championship	16:20.97	Mirian Kaumba	
C	College Outdoor	15:07.64	Jenny Simpson	5/2/2009

Prelims 6:10 PM (Day 2): (Top 6 per Heat + next 4 advance)

Lane	#	Name	Yr	Team	Time
Heat 1 of 2					
1	540	BLACKMORE, KAYLE	SO	SOUTHERN OREGON	17:20.66
2	487	CASSAR, BROOKE	JR	OKLAHOMA CITY	17:47.23
3	517	KEARNEY, EMILY	FR	SCAD ATLANTA	17:25.04
4	476	VALLAIRE, SHEA	JR	NORTHWEST CHRISTI	17:10.31
5	519	HAVRANEK, ANNA	JR	SHAWNEE STATE	17:28.98
6	478	ESTABROOK, SARAH	JR	NORTHWEST U.	17:35.18
7	326	DORN, KEILI	SO	EMBRY-RIDDLE ARIZ	17:33.09
8	587	WILLGING, ELLIE	SO	ST. XAVIER	16:47.98
9	213	MUNDEL, SAMANTHA	SO	CARROLL	17:41.95
10	195	HAWTHORN, NATALIA	SR	BRITISH COLUMBIA	16:50.28
Heat 2 of 2					
1	191	AU, ENID	SO	BRITISH COLUMBIA	17:22.74
2	228	VITALE-SULLIVAN, M	FR	COLLEGE OF IDAHO	17:05.91
3	470	BROWN, SIERRA	SR	NORTHWEST CHRISTI	17:07.81
4	232	JOHNSTON, STEPHA	JR	CONCORDIA (MICH.)	17:39.71
5	605	FRANKIAN, ABIGAIL	JR	THE MASTERS	17:22.46
6	633	JEMELI, JACKLINE	SO	WAYLAND BAPTIST	17:32.97
7	544	PERKINSON, JESSA	JR	SOUTHERN OREGON	16:37.47
8	186	RANSOM, EMILY	SO	BIOLA	17:33.04
9	538	KASTER, JULIA	SO	SOUTHEASTERN U.	17:40.41

Heat 2 of 2

1	191	AU, ENID	SO	BRITISH COLUMBIA	17:22.74
2	228	VITALE-SULLIVAN, M	FR	COLLEGE OF IDAHO	17:05.91
3	470	BROWN, SIERRA	SR	NORTHWEST CHRISTI	17:07.81
4	232	JOHNSTON, STEPHA	JR	CONCORDIA (MICH.)	17:39.71
5	605	FRANKIAN, ABIGAIL	JR	THE MASTERS	17:22.46
6	633	JEMELI, JACKLINE	SO	WAYLAND BAPTIST	17:32.97
7	544	PERKINSON, JESSA	JR	SOUTHERN OREGON	16:37.47
8	186	RANSOM, EMILY	SO	BIOLA	17:33.04
9	538	KASTER, JULIA	SO	SOUTHEASTERN U.	17:40.41

#12 Men's 5000 Meters

W	World	12:37.35	Kenenisa Bekele	5/31/2004
A	American	12:53.60	Bernard Lagat	7/22/2011
N	NAIA Championship	13:41.81	Julius Randich	1993
C	College Outdoor	13:08.4h	Henry Rono	4/8/1978

Prelims 7:00 PM (Day 2): (Top 6 per Heat + next 4 advance)

Lane	#	Name	Yr	Team	Time
Heat 1 of 2					
1	697	THOMAS, JACKSON	SR	BACONE	14:40.12
2	1158	KNUDSEN, CAM	SR	ST. FRANCIS (ILL.)	14:20.98
3	803	DE YOUNG, COLIN	FR	CORNERSTONE	14:29.71
4	1125	CUSHMAN, CONNOR	SR	SOUTHERN OREGON	14:53.81
5	991	FLOYD, TONY	FR	MADONNA	14:44.45

#12 Men's 5000 Meters (cont'd)**Prelims 7:00 PM (Day 2): (Top 6 per Heat + next 4 advance)**

Lane	#	Name	Yr	Team	Time
6	1068	NORRIS, WILL	SR	NORTHWESTERN (IO)	14:55.10
7	731	GAY, JOHN	JR	BRITISH COLUMBIA	14:19.43
8	1085	ROBERTS, JACK	JR	OREGON TECH	14:56.51
9	784	SCHENCK, SETH	JR	COLUMBIA (MO.)	14:46.21
10	718	THOMPSON, RYAN	SO	BIOLA	14:54.75
11	746	BOONE, TYLER	SR	BRYAN	14:57.28
12	1119	MERCHANT, STEPHE	JR	SIENA HEIGHTS	14:58.68

Heat 2 of 2

1	1056	KRAAL, GARRETT	JR	NORTHWEST CHRISTI	14:54.77
2	1182	HALL, MATT	SR	TAYLOR	14:22.08
3	738	MILIC, MICHAEL	FR	BRITISH COLUMBIA	14:56.91
4	971	RYAN, NOLAN	JR	LEWIS-CLARK	14:49.49
5	779	WALKER, DYLAN	SR	COLLEGE OF IDAHO	14:56.95
6	733	HOOTON, JESSE	SR	BRITISH COLUMBIA	14:11.19
7	950	REINKING, JACOB	SR	INDIANA WESLEYAN	14:23.68
8	1257	KIPCHUMBA, GEOFFR	JR	WILLIAM CAREY	14:40.69
9	882	BRAMBLETT, JORDAN	SO	EMBRY-RIDDLE ARIZ	14:54.92
10	751	SANDIDGE, ADAM	JR	CAMPBELLSVILLE	14:51.65
11	737	LUMB, KIERAN	FR	BRITISH COLUMBIA	14:40.84

#23 Women's 4 x 400m Relay

W	World	3:15.17	URS	10/1/1988
A	American	3:15.51	USA national team	10/1/1988
N	NAIA Championship	3:33.46	Southern- New Orleans	1994
C	College Outdoor	3:23.75	Texas	4/3/2004

Prelims 7:45 PM (Day 2): (Top 2 per Heat + next 2 advance)

Lane	Team	Time
Heat 1 of 3		
2	SOUTHWESTERN (KAN.) (A)	A 3:54.90
3	XAVIER-LOUISIANA (A)	A 3:53.83
4	DOANE (A)	A 3:53.87
5	SIENA HEIGHTS (A)	A 3:55.05
6	CARROLL (A)	A 3:47.54
7	INDIANA TECH (A)	A 3:48.14
Heat 2 of 3		
2	EASTERN OREGON (A)	A 3:54.52
3	WILEY (A)	A 3:43.71
4	USC-BEAUFORT (A)	A 3:52.91
5	WAYLAND BAPTIST (A)	A 3:51.86
6	SOUTHERN OREGON (A)	A 3:54.34
Heat 3 of 3		
2	MORNINGSIDE (A)	A 3:54.67
3	AQUINAS (A)	A 3:53.61
4	DILLARD (A)	A 3:54.20
5	SOUTHERN-NO (A)	A 3:46.90

NAIA OUTDOOR TRACK & FIELD CHAMPIONSHIPS 2017

Gulf Shores, AL

Mickey Miller Blackwell Stadium

Weather: Sunny & Clear, Th- 80, Fr- 83, Sa- 84

Host: Gulf Shores Sports Commission

5/25/2017 - 5/27/2017

MEET OFFICIALS**Meet Director:**


Houston Young

Meet Referee:

Lawhorn/Thurber/ Mitchell

Timing:

www.cfpitiming.com

**OFFICIAL MEET REPORT**

printed: 5/25/2017 10:30 PM

START LIST**#23 Women's 4 x 400m Relay (cont'd)****Prelims 7:45 PM (Day 2): (Top 2 per Heat + next 2 advance)**

Lane	Team	Time
6	MARIAN (IND.) (A)	A 3:56.62
7	DORDT (A)	A 3:51.54

#24 Men's 4 x 400m Relay

W	World	2:54.29	USA	8/22/1993
A	American	2:54.29	USA national team	8/22/1993
N	NAIA Championship	3:05.40	Mississippi Valley State	1981
C	College Outdoor	2:59.59	L.S.U.	6/11/2005

Prelims 8:15 PM (Day 2): (Top 2 per Heat + next 4 advance)

Lane	Team	Time
------	------	------

Heat 1 of 2

1	CARROLL (A)	A 3:16.31
2	HUSTON-TILLOTSON (A)	A 3:15.87
3	ST. AMBROSE (A)	A 3:14.81
4	WAYLAND BAPTIST (A)	A 3:13.77
5	INDIANA TECH (A)	A 3:14.60
6	JARVIS CHRISTIAN (A)	A 3:15.46
7	MARIAN (IND.) (A)	A 3:16.88
8	CONCORDIA (NEB.) (A)	A 3:17.19

Heat 2 of 2

1	DILLARD (A)	A 3:17.47
2	WILEY (A)	A 3:09.35
3	BETHEL (IND.) (A)	A 3:14.81
4	SOUTHERN OREGON (A)	A 3:15.84
5	KEISER UNIVERSITY (A)	A 3:16.53
6	SOUTHERN-NO (A)	A 3:15.86
7	OLIVET NAZARENE (A)	A 3:16.51
8	MIDAMERICA NAZARENE (A)	A 3:14.62

#49 Women's Marathon

W	World	2:15:25.00	Paula Radcliffe	4/13/2003
A	American	2:19:36.00	Deena Kastor	4/23/2006
N	NAIA Championship	2:49:14.0h	Obsie Birru	2011

6:00 AM (Day 3)

Lane	#	Name	Yr	Team	Time
------	---	------	----	------	------

Section 1 of 1

1	23	YOUNG, ARIEL	SO	OHIO CHRISTIAN	1:26.30
2	43	LOPEZ, SELENE	SR	WAYLAND BAPTIST	1:23:00.0
3	26	WERNER, MICHAELA	JR	OKLAHOMA CITY	1:24:17.0
4	37	CHANCE, LEAH	SR	TENNESSEE WESLEY	1:25:38.0
5	15	HEER, ANNA	SO	MIDAMERICA NAZARE	1:26:22.0
6	45	WILLIAMS, EMILY	SR	WESTMONT	1:26:34.0
7	24	HARRILL, TAYLOR	SO	OKLAHOMA CITY	1:26:40.2
8	29	MULLEN, MADDIE	SO	SCAD ATLANTA	1:26:59.7
9	5	REID, JANIE	JR	CARROLL	1:27:01.0

#49 Women's Marathon (cont'd)**6:00 AM (Day 3)**

Lane	#	Name	Yr	Team	Time
10	33	STEVENS, ALISN	SR	ST. MARY (KAN.)	1:27:09.0
11	36	BOTTOROFF, MYSTE	FR	TENNESSEE WESLEY	1:27:10.0
12	47	SCHMIDT, HANNAH	SR	WILLIAM JESSUP	1:27:12.0
13	48	SHYKOWSKI, BAILEY	SO	WILLIAM JESSUP	1:27:12.0
14	14	BROWN, BETHANY	SO	MIDAMERICA NAZARE	1:27:14.0
15	3	MIDDAUGH, KATHY	SR	AQUINAS	1:27:36.0
16	35	SCHRODER, HANNAH	SR	TAYLOR	1:27:53.0
17	12	WANKUM, LAUREN	JR	MCPHERSON	1:27:57.2
18	49	GONZALEZ, GUADAL	JR	WILLIAM PENN	1:28:16.2
19	30	CLARK, CAITLIN	SO	SPRING ARBOR	1:28:32.2
20	2	HEILER, ABBY	SR	AQUINAS	1:28:39.0
21	42	GONZALES, MELISSA	FR	TEXAS WESLEYAN	1:28:40.0
22	46	WOOD, OLIVIA	SR	WESTMONT	1:28:44.6
23	28	IBARRA, CELESTE	SO	ROBERT MORRIS (ILL.	1:28:48.0
24	22	MCKIRGAN, MAKENZI	SO	MOUNT VERNON NAZ	1:28:53.9
25	18	PAVELKA, RACHEL	JR	MIDLAND	1:28:57.4
26	13	BARNEY, BREANNA	SO	MIDAMERICA NAZARE	1:29:04.0
27	7	HAWGOOD, EMILY	SR	COLLEGE OF IDAHO	1:29:12.1
28	38	RHODES, HANNAH	JR	TENNESSEE WESLEY	1:29:25.0
29	8	GROVE, TAYLOR	SO	CONCORDIA (NEB.)	1:29:28.0
30	17	PATTERSON, BRASKA	SO	MIDLAND	1:29:37.2
31	25	PALACIOS-GARCIA, A	SO	OKLAHOMA CITY	1:29:45.2
32	31	HOFFMANN, HANNAH	SR	SPRING ARBOR	1:30:07.2
33	1	DIBLE, ALLISON	SR	AQUINAS	1:30:22.0
34	21	HOFFERT, KATIE	FR	MOUNT MERCY	1:30:22.6
35	41	GALARZA, MARIA	SO	TEXAS WESLEYAN	1:30:30.0
36	16	HEER, SARAH	SO	MIDAMERICA NAZARE	1:30:35.0
37	39	YINGER, KARLIE	JR	TENNESSEE WESLEY	1:30:44.0
38	9	MCGAHA, MAUREEN	SR	CUMBERLANDS	1:30:55.0
39	6	NG, ALLYSON	SR	CENTRAL METHODIS	1:31:02.0
40	40	BUSTOS, ALEXIS	FR	TEXAS WESLEYAN	1:31:03.0
41	20	RIETVELD, BERKLEY	SR	MOUNT MARTY	1:31:06.0
42	34	TUEY, KAITLYNN	JR	ST. MARY (KAN.)	1:31:07.0
43	19	O'MALLEY, MANDY	SR	MOUNT MARTY	1:31:08.0
44	32	ELLIS, KAITLYNN	FR	ST. MARY (KAN.)	1:31:34.0
45	11	VONBARGEN, JESSIE	JR	LEWIS-CLARK	1:31:44.2
46	10	POSNER, AMBER	SO	JAMESTOWN	1:31:55.8
47	4	HORLANDER, BAILEY	FR	BAKER	1:31:57.2
48	44	ALESHIRE, IVY	JR	WEST VIRGINIA TECH	3:29:49.0
49	27	GARRITSON, MAEGA	SR	POINT UNIVERSITY	3:32:23.0

NAIA OUTDOOR TRACK & FIELD CHAMPIONSHIPS 2017

Gulf Shores, AL

Mickey Miller Blackwell Stadium

Weather: Sunny & Clear, Th- 80, Fr- 83, Sa- 84

Host: Gulf Shores Sports Commission

5/25/2017 - 5/27/2017

MEET OFFICIALS**Meet Director:**


Houston Young

Meet Referee:

Lawhorn/Thurber/ Mitchell

Timing:

www.cfpitiming.com

**OFFICIAL MEET REPORT**

printed: 5/25/2017 10:30 PM

START LIST**#50 Men's Marathon**

W World	2:02:57.00	Dennis Kimetto	9/28/2014
A American	2:05:38.00	Khalid Khannouchi	4/14/2002
N NAIA Championship	2:19:18.70	Nathan Martin	5/25/2013

6:00 AM (Day 3)

Lane	#	Name	Yr	Team	Time
------	---	------	----	------	------

Section 1 of 1

1	117	SHERFEY, JOSHUA	SR	THE MASTERS	1:08:25.0
2	66	SMITH, RYAN	SR	GOSHEN	1:09:34.6
3	96	MCNEILL, MAX	FR	OKLAHOMA CITY	1:09:41.2
4	67	BOONE, TANNER	SR	GREAT FALLS	1:10:37.0
5	108	GARZA, DAN	SR	SPRING ARBOR	1:10:54.0
6	53	FLORES, GREG	FR	BAKER	1:11:02.2
7	112	WEBER, TONY	JR	ST. MARY (KAN.)	1:11:03.0
8	110	GRAHAM, CHRISTIAN	JR	ST. MARY (KAN.)	1:11:04.0
9	85	VELASCO, BRANDON	SR	MIDAMERICA NAZARE	1:11:10.0
10	93	CRAWFORD, BRENNAN	SO	MOUNT VERNON NAZ	1:11:18.2
11	79	DEAL, SETH	JR	LEWIS-CLARK	1:11:19.2
12	57	RYERSON, LAYNE	FR	CARROLL	1:11:28.2
13	98	DIAZ, JOSE	SO	REINHARDT	1:11:36.0
14	90	WILSON, DEREK	JR	MISSOURI VALLEY	1:11:47.2
15	54	LINDER, JOSEPH	JR	BAKER	1:11:51.2
16	62	MADUT, GARANG	SR	CUMBERLAND (TENN.)	1:11:52.0
17	74	GRIFFIN, CAYCE	SO	INDIANA TECH	1:11:55.0
18	88	ORTIZ LOPEZ, EDWIN	JR	MISSOURI VALLEY	1:11:57.2
19	52	SUMATZKUKU, KYLE	FR	BACONE	1:12:05.0
20	107	NAVA, GERARDO	JR	SOUTHWESTERN AS	1:12:06.0
21	114	GARCIA, JAVIER	JR	TENNESSEE WESLEY	1:12:13.0
22	109	BRITAIN, JEREMY	JR	ST. MARY (KAN.)	1:12:17.0
23	121	HUNT, ZACH	SR	VANGUARD	1:12:22.2
24	105	BOYDSTUN, JERSEY	JR	SOUTHWESTERN (KA	1:12:25.2
25	64	CURNOW, BRADEN	FR	DAKOTA STATE	1:12:33.3
26	84	STARK, WYATT	SO	MIDAMERICA NAZARE	1:12:36.0
27	63	CRUSE, MAX	FR	DAKOTA STATE	1:12:36.6
28	76	WALL, TANNER	SR	INDIANA TECH	1:12:39.0
29	81	HAAS, ISAAK	SR	MARIAN (IND.)	1:12:40.0
30	60	MERRELL, PHILIP	JR	CORNERSTONE	1:12:41.2
31	73	FRANK, ANTHONY	SR	INDIANA TECH	1:12:44.0
32	75	KIMBLE, NATE	SR	INDIANA TECH	1:12:44.0
33	58	STEELE, ZACHARY	SR	CORBAN	1:12:45.0
34	61	VROEGH, KEVIN	JR	CORNERSTONE	1:12:46.2
35	77	YOUNG, MATTHEW	SO	JAMESTOWN	1:12:49.2
36	89	REVELES, VICTOR	JR	MISSOURI VALLEY	1:12:50.2
37	55	ANNIS, JORDAN	SR	BETHEL (IND.)	1:12:53.2
38	72	CORRION, CHRISTIAN	SO	INDIANA TECH	1:12:55.0
39	92	BOWMAN, EVAN	SR	MOUNT MERCY	1:12:56.0
40	99	CARPENTER, KAMER	FR	RIO GRANDE	1:12:56.3
41	106	HERRERA, ROBERT	FR	SOUTHWESTERN AS	1:12:57.0

#50 Men's Marathon (cont'd)**6:00 AM (Day 3)**

Lane	#	Name	Yr	Team	Time
42	111	RAMIREZ, JOSHUA	JR	ST. MARY (KAN.)	1:12:58.0
43	119	FITZSIMMONS, KEEG	SR	TRINITY CHRISTIAN	1:12:58.2
44	101	GUY, DALLAS	SR	RIO GRANDE	1:13:03.7
45	124	WARD, AARON	SR	WALDORF	1:13:04.0
46	91	HINCHER, RYLAN	SO	MONTREAT	1:13:04.4
47	100	FREED, BLAKE	SR	RIO GRANDE	1:13:05.7
48	125	NEGRETE, DOUGLAS	JR	WEST VIRGINIA TECH	1:13:06.0
49	56	WALBOTT, JARRETT	JR	BETHEL (IND.)	1:13:06.2
50	120	VELTHUIZEN, CODY	SR	TRINITY CHRISTIAN	1:13:08.2
51	68	JONES, PEYTON	SO	GREAT FALLS	1:13:09.2
52	122	MEINERS, NATHAN	JR	WALDORF	1:13:10.0
53	115	ORELLANA, FERNAND	SO	TEXAS WESLEYAN	1:13:10.0
54	113	SCOTT, AARON	SR	TAYLOR	1:13:13.2
55	95	WARREN, AUSTIN	JR	NORTHWESTERN (IO	1:13:14.3
56	97	ROLDAN, ISAAC	SO	OKLAHOMA CITY	1:13:20.2
57	126	WILSON, KALEB	SR	WILLIAM WOODS	1:13:24.0
58	123	MURLEY, ANDREW	FR	WALDORF	1:13:27.0
59	116	SWIATOCCHA, DAVID	SR	TEXAS WESLEYAN	1:13:34.0
60	71	KEIFER, LUCAS	JR	HASTINGS	1:13:48.0
61	94	GALLOWAY, LUKE	SR	NORTHWESTERN (IO	1:13:51.6
62	118	CLARK, ALEX	SR	TRINITY CHRISTIAN	1:13:53.2
63	83	KATZDORN, KURT	SR	MCPHERSON	1:13:53.2
64	50	TARSA, NICHOLAS	SR	AQUINAS	1:13:57.0
65	65	FRIESEN, ISAIAH	JR	GOSHEN	1:13:58.7
66	102	LOUGHRAN, EDDIE	SO	ROCKY MOUNTAIN	1:14:00.2
67	80	ROSALES, PACO	SO	LINDENWOOD-BELLE	1:14:01.8
68	51	ROA, EDUARDO	SR	BACONE	1:14:08.0
69	69	KALBFLEISCH, JACE	SR	GREAT FALLS	1:14:09.0
70	86	CASSIDY, CORTLAND	SO	MIDLAND	1:14:09.7
71	87	ELLIS, BRANDON	SR	MILLIGAN	1:14:13.0
72	59	CURTIS, TREVOR	JR	CORNERSTONE	1:14:30.2
73	82	DOMINGUEZ, JONATH	JR	MCPHERSON	1:14:30.2
74	70	ROBB, MATT	SR	GREAT FALLS	1:14:31.0
75	78	SPEARS, TRAIL	SR	KANSAS WESLEYAN	1:14:48.0
76	104	SMITH, MATTHEW	SR	SCAD SAVANNAH	2:34:56.0
77	103	O'DELL, SEBASTIAN	SR	SCAD SAVANNAH	2:46:36.0

#34 Men's Shot Put**All receive 3 attempts, top 9 + ties advance for 3 additional attempts.**

W World	23.12m	Randy Barnes	5/20/1990
A American	23.13m	Randy Barnes	5/20/1990
N NAIA Championship	20.06m	Steve Ercegovac	2000
C College Outdoor	22.00m	John Godina	6/3/1995

NAIA OUTDOOR TRACK & FIELD CHAMPIONSHIPS 2017

Gulf Shores, AL

Mickey Miller Blackwell Stadium

Weather: Sunny & Clear, Th- 80, Fr- 83, Sa- 84

Host: Gulf Shores Sports Commission

5/25/2017 - 5/27/2017

MEET OFFICIALS**Meet Director:**


Houston Young

Meet Referee:

Lawhorn/Thurber/ Mitchell

Timing:

www.cfpitiming.com

**OFFICIAL MEET REPORT**

printed: 5/25/2017 10:30 PM

START LIST**#34 Men's Shot Put (cont'd)****1:00 PM (Day 3)**

Lane	#	Name	Yr	Team	Mark
Flight 1 of 3					
1	939	STUART, MALIK	JR	INDIANA TECH	17.16m
2	790	LURZ, ZACHARY	SR	CONCORDIA (NEB.)	17.91m
3	789	KREUTZER, PHILIP	SR	CONCORDIA (NEB.)	15.85m
4	1160	MITCHELL, KYLE	SR	ST. FRANCIS (ILL.)	16.52m
5	1075	JUDSON, GRANT	SR	OLIVET NAZARENE	16.07m
6	1271	STEELE, RAY	FR	WILLIAM WOODS	15.60m
7	717	WILSON, KYLE	JR	BETHEL (KAN.)	16.01m
8	695	WEIDENHAMER, CLA	SR	AQUINAS	15.97m
9	1081	VOLLRATH, BRYCE	FR	OLIVET NAZARENE	16.93m

Flight 2 of 3

1	712	OSTRANDER, KYLE	SR	BETHEL (IND.)	16.12m
2	1060	BAUMAN, CODY	JR	NORTHWESTERN (IO)	16.18m
3	839	BERRECKMAN, BEN	JR	DOANE	16.30m
4	1268	SEDDON, DEREK	SR	WILLIAM PENN	16.11m
5	841	BRITTAIN, ZACH	SO	DOANE	18.02m
6	766	MEYER, BEAUGH	JR	CARROLL	16.05m
7	761	EMTER, CHRIS	JR	CARROLL	16.80m
8	700	PEOPLES, CORY	JR	BAKER	16.00m
9	943	COIL, BRENNAN	SO	INDIANA WESLEYAN	16.35m

Flight 3 of 3

1	1086	JENSEN, MICHAEL	SO	OTTAWA	15.72m
2	907	WELLINGTON, ALEX	JR	HASTINGS	17.68m
3	1112	DREW, ROBERT	JR	SIENA HEIGHTS	15.83m
4	785	BOELLSTORFF, CODY	SR	CONCORDIA (NEB.)	15.65m
5	1233	LYNCH, DANIEL	SO	WEST VIRGINIA TECH	15.72m
6	931	RILEY, NATHAN	SO	INDIANA TECH	15.42m
7	1031	SABATA, SETH	SO	MIDLAND	17.11m
8	1053	SOVIK, MITCHELL	SO	MOUNT VERNON NAZ	15.40m

#28 Men's Pole Vault**Progression-**

W	World	6.14m	Sergey Budka	7/31/1994
A	American	6.04m	Brad Walker	6/8/2008
N	NAIA Championship	5.56m	Billy Olson	1982
C	College Outdoor	5.98m	Lawrence Johnson	5/25/1996

1:00 PM (Day 3)

Lane	#	Name	Yr	Team	Mark
Flight 1 of 1					
1	1084	GRETZ, SETH	JR	OREGON TECH	4.90m
2	1116	JOHNSON, DEVONTE	FR	SIENA HEIGHTS	4.90m
3	797	WIECHMAN, LUCAS	SR	CONCORDIA (NEB.)	5.06m
4	770	BESAND, PEYTON	FR	CENTRAL METHODIS	4.60m
5	774	STEITZ, KIVEN	SR	CENTRAL METHODIS	4.76m
6	998	JOHNSON, GARRETT	FR	MARIAN (IND.)	4.60m

#28 Men's Pole Vault (cont'd)**1:00 PM (Day 3)**

Lane	#	Name	Yr	Team	Mark
7	846	KLEIN, ANDREW	JR	DOANE	4.90m
8	850	OELKE, HOLDEN	SR	DOANE	4.80m
9	994	CONDE, MOUSSA	SO	MARIAN (IND.)	4.70m
10	851	SUDBECK, LEVI	FR	DOANE	4.70m
11	759	BRADY, KEATON	SO	CARROLL	4.70m
12	794	REICHERT, TYRELL	SO	CONCORDIA (NEB.)	4.70m
13	682	BELL, CURTIS	JR	AQUINAS	5.18m
14	807	FOX, DEON	SR	CORNERSTONE	4.70m
15	865	HIDALGO, LUCAS	FR	EASTERN OREGON	4.70m
16	1181	DEHAAN, JONATHAN	FR	TAYLOR	4.90m
17	683	BERZLEY, SCOTT	SO	AQUINAS	4.75m
18	1028	BROWN, ISAIAH	FR	MIDLAND	4.75m
19	698	BUSH, MATT	SR	BAKER	4.60m
20	958	BECKER, DANIEL	SO	JUDSON	4.65m
21	771	BROADUS, JOSHUA	SO	CENTRAL METHODIS	4.66m
22	764	HILBORN, GUNNAR	SR	CARROLL	4.60m
23	925	MCKENZIE, JUSTIN	JR	INDIANA TECH	5.07m
24	1098	MESSER, WILLIAM	FR	RIO GRANDE	4.60m
25	1006	WILSON, CLAYTON	SO	MARIAN (IND.)	4.60m

#32 Men's Triple Jump**All receive 3 attempts, top 9 + ties advance for 3 additional attempts.**

W	World	18.29m	Jonathan Edwards	8/7/1995
A	American	18.09m	Kenny Harrison	7/27/1996
N	NAIA Championship	16.32m	Carey Tyler	1981
C	College Outdoor	17.57m	Keith Connor	6/5/1982

1:30 PM (Day 3)

Lane	#	Name	Yr	Team	Mark
Flight 1 of 3					
1	1089	DAVIS, JRYI	JR	POINT PARK	14.62m
2	1220	BOYD, LEON	JR	WAYLAND BAPTIST	15.53m
3	1088	CARTER, TYLER	FR	POINT PARK	14.70m
4	910	DOTSON, VERNEST	SR	HUSTON-TILLOTSON	14.58m
5	827	STANTON, TY	FR	DICKINSON ST.	14.57m
6	848	KUSENA, SHINGAI	JR	DOANE	14.67m
7	1033	BOBO, TREMAINE	SO	MISSOURI BAPTIST	14.39m
8	1013	MUNKHOLM, JONNYT	JR	MENLO COLLEGE	14.61m
9	696	BARNES, JEREMI	FR	AVILA	14.60m
Flight 2 of 3					
1	757	SPENCE, TOBIAS	FR	CARDINAL STRITCH	14.54m
2	1272	COLEMAN, KEAIREZ	SO	XAVIER-LOUISIANA	14.32m
3	1216	PATRICK, DONTAVIO	FR	VOORHEES	14.47m
4	837	ARNOLD, HENRY	FR	DOANE	14.45m
5	988	THOMPSON, ANTHON	JR	LINDSEY WILSON	14.53m
6	1153	AIKINS, AKWASI	FR	ST. FRANCIS (ILL.)	14.47m

NAIA OUTDOOR TRACK & FIELD CHAMPIONSHIPS 2017

Gulf Shores, AL

Mickey Miller Blackwell Stadium

Weather: Sunny & Clear, Th- 80, Fr- 83, Sa- 84

Host: Gulf Shores Sports Commission

5/25/2017 - 5/27/2017

MEET OFFICIALS

Meet Director:


Houston Young

Meet Referee:

Lawhorn/Thurber/ Mitchell

Timing:

www.cfpitiming.com



OFFICIAL MEET REPORT

printed: 5/25/2017 10:30 PM

START LIST

#32 Men's Triple Jump (cont'd)

1:30 PM (Day 3)

Lane	#	Name	Yr	Team	Mark
7	1021	LEWIS, MICHAEL	SR	MIDAMERICA NAZARE	14.38m
8	984	MOSHELEKETI, GOAB	JR	LINDSEY WILSON	15.64m
9	849	MILLER, DE'ANDRE	JR	DOANE	14.81m
Flight 3 of 3					
1	928	PARTEE, JORDAN	JR	INDIANA TECH	14.34m
2	1214	SALLEE, MASON	FR	VANGUARD	14.35m
3	921	LINTZ, ISAIAH	SR	INDIANA TECH	14.45m
4	919	DIXON, ALAIN	JR	INDIANA TECH	14.35m
5	1123	BELTZ, ZACH	SO	SOUTHERN OREGON	14.38m
6	699	PARKER, AVERY	JR	BAKER	14.26m
7	1225	IRVING, DONTE	FR	WAYLAND BAPTIST	14.59m
8	1203	BAILEY, XAVIER	FR	UNION (KY.)	14.20m

#25 Women's High Jump

Progression-

W	World	2.09m	Stefka Kostadinova	8/30/1987
A	American	2.05m	Chaunte Lowe	6/26/2010
N	NAIA Championship	1.89m	Latrese Johnson	1991
C	College Outdoor	1.99m	Brigetta Barrett	5/11/2013

2:00 PM (Day 3)

Lane	#	Name	Yr	Team	Mark
Flight 1 of 1					
1	525	JOHNSON, MARISSA	SR	SIENA HEIGHTS	1.78m
2	408	ARELLANO, KAIANN	JR	JAMESTOWN	1.68m
3	642	COLLIER, BECKY	SR	WESTMONT	1.75m
4	284	BROWN, SHAY	SO	DOANE	1.74m
5	287	DALE, ALEXIS	FR	DOANE	1.74m
6	269	MICHALSKI, EMILY	SO	DAVENPORT	1.65m
7	516	PETTY, TYANNA	JR	RIO GRANDE	1.70m
8	316	MCBRIDE, HARLEY	SR	EASTERN OREGON	1.65m
9	557	COLLIER, BAILEY	SR	SOUTHWESTERN (KA)	1.70m
10	496	BROWN, ANNE-LORR	JR	OLIVET NAZARENE	1.69m
11	194	CAMPBELL, OLIVIA	SO	BRITISH COLUMBIA	1.65m
12	216	SCHMIDT, CRYSTAL	SR	CARROLL	1.69m
13	459	NALTY, ASHLEIGH	SR	MISSOURI BAPTIST	1.68m
14	636	SATO, NINA	JR	WAYLAND BAPTIST	1.68m
15	299	SINTEK, CLAIRE	SO	DOANE	1.68m
16	617	SUPERIOR, TAYLOR	JR	USC-BEAUFORT	1.67m
17	462	BRINSON, JONINA	JR	MOBILE	1.65m
18	331	BAKER, CHELSEA	JR	FRIENDS	1.79m
19	322	CHIN, DAVIA	FR	EDWARD WATERS	1.65m
20	450	WALKER, ARDEEN	FR	MIDAMERICA NAZARE	1.65m
21	368	ROSENBAUM, SAVAN	SO	HASTINGS	1.71m
22	376	GUIJARRO, CANDELL	JR	INDIANA TECH	1.70m
23	416	DICKERSON, KAYLYN	SR	LANGSTON	1.65m

#35 Women's Discus

All receive 3 attempts, top 9 + ties advance for 3 additional attempts.

W	World	76.80m	Gabriele Reinsch	7/9/1988
A	American	69.17m	Gia Lewis-Smallwood	8/30/2014
N	NAIA Championship	58.69m	Annie Hess	2008
C	College Outdoor	67.48m	Meg Ritchie	4/26/1981

2:00 PM (Day 3)

Lane	#	Name	Yr	Team	Mark
Flight 1 of 3					
1	291	GRINT, KATE	FR	DOANE	48.38m
2	226	OTERO, CLAIRE	JR	COLLEGE OF IDAHO	45.15m
3	367	RAMAEKERS, NICOLE	JR	HASTINGS	48.11m
4	503	VANNATTA, CARLIE	JR	OLIVET NAZARENE	45.28m
5	248	SVOBODA, KATRICIA	SR	CONCORDIA (NEB.)	48.27m
6	247	STEINBRUECK, JAN	JR	CONCORDIA (NEB.)	44.92m
7	366	PARISH, KEELY	SO	HASTINGS	45.40m
8	498	DAVIS, KYLIE	SO	OLIVET NAZARENE	45.78m

Flight 2 of 3

1	352	WELLS, TAYLOR	SR	GRAND VIEW	46.76m
2	523	GEERLINGS, AMANDA	FR	SIENA HEIGHTS	44.00m
3	406	SCHNEIDER, NICOLE	SO	INDIANA WESLEYAN	42.79m
4	369	THOMPSON, TEEKA	SR	HASTINGS	48.10m
5	244	SHAW, ADRIANNA	FR	CONCORDIA (NEB.)	45.15m
6	529	O'NEILL, ASHLEY	SR	SIENA HEIGHTS	47.70m
7	246	SKOPERA, CARLEY	SO	CONCORDIA (NEB.)	43.96m
8	346	DAVIS, LAVON	FR	GRAND VIEW	44.89m

Flight 3 of 3

1	245	SHAW, BETHANY	FR	CONCORDIA (NEB.)	46.83m
2	190	BLAKE, KAYLEE	SR	BRIAR CLIFF	46.35m
3	494	BOCK, LEA	SO	OLIVET NAZARENE	44.81m
4	243	ROBB, KALI	SR	CONCORDIA (NEB.)	43.80m
5	501	RINEHART, JEZRI	SO	OLIVET NAZARENE	43.77m
6	237	EMBRAY, JACY	SO	CONCORDIA (NEB.)	43.55m
7	426	PETTELL, PAIGE	FR	LINDSEY WILSON	43.55m
8	499	GEE, HANNAH	SR	OLIVET NAZARENE	42.69m
9	589	WINDLE, ALYSSA	SR	TABOR	47.95m

#19 Women's 3000m Steeple

W	World	8:52.78	Ruth Jebat	8/27/2016
A	American	9:11.42	Emma Coburn	7/12/2014
N	NAIA Championship	10:12.31	Justyna Mudy	2009
C	College Outdoor	9:24.41	Courtney Frerichs	6/11/2016

2:00 PM (Day 3)

Lane	#	Name	Yr	Team	Time
Section 1 of 1					
1	179	DAWSON, LYNDEE	JR	BIOLA	10:29.72
2	288	DEWISPELARE, MARI	SR	DOANE	10:31.91
3	193	CAIRNS, BRIANNA	SR	BRITISH COLUMBIA	10:44.53

NAIA OUTDOOR TRACK & FIELD CHAMPIONSHIPS 2017

Gulf Shores, AL

Mickey Miller Blackwell Stadium

Weather: Sunny & Clear, Th- 80, Fr- 83, Sa- 84

Host: Gulf Shores Sports Commission

5/25/2017 - 5/27/2017

MEET OFFICIALS**Meet Director:**


Houston Young

Meet Referee:

Lawhorn/Thurber/ Mitchell

Timing:

www.cfpitiming.com

**OFFICIAL MEET REPORT**

printed: 5/25/2017 10:30 PM

START LIST**#19 Women's 3000m Steeple (cont'd)****2:00 PM (Day 3)**

Lane	#	Name	Yr	Team	Time
4	472	FLETCHER, MICHELL	SR	NORTHWEST CHRISTI	10:51.64
5	518	COOK, CAROLINE	JR	SCAD SAVANNAH	10:52.25
6	178	CROY, STEPHANIE	JR	BIOLA	10:56.81
7	210	ESPOSITO, LEAH	SR	CARROLL	11:01.10
8	473	GALE, MACIE	SR	NORTHWEST CHRISTI	11:02.62
9	639	BAKER, TERRI	SR	WESTMONT	11:09.15
10	606	INGOLDSBY, RACHAE	SR	THE MASTERS	11:10.12
11	227	RUSSELL, TAMIKA	SO	COLLEGE OF IDAHO	11:11.21
12	388	RILEY, KERIGAN	SR	INDIANA TECH	11:11.92
13	253	CORYELL, CATHY	SR	CORNERSTONE	11:14.44
14	585	MORENO, LORENA	JR	ST. MARY (KAN.)	11:15.35
15	336	FOLLETTE, CHRISTA	SO	FRIENDS	11:18.45
16	341	ZIMMERMAN, BROOK	SR	FRIENDS	11:18.91
17	573	BALL, GRACIE	SR	ST. FRANCIS (ILL.)	11:21.55
18	182	HUNSAKER, HANNAH	JR	BIOLA	11:24.52

#20 Men's 3000m Steeple

W	World	7:53.63	Sa'Of Shaheen	9/3/2004
A	American	8:04.71	Evan Jager	8/5/2014
N	NAIA Championship	8:40.03	David Cheromei	5/10/2015
C	College Outdoor	8:05.4h	Henry Rono	5/13/1978

2:20 PM (Day 3)

Lane	#	Name	Yr	Team	Time
Section 1 of 1					
1	731	GAY, JOHN	JR	BRITISH COLUMBIA	8:43.20
2	1057	WRIGHT, TJ	JR	NORTHWEST CHRISTI	9:05.86
3	1109	ROSS, ADRIAN	JR	SHAWNEE STATE	9:08.39
4	804	DEBOER, JOEY	SO	CORNERSTONE	9:10.59
5	727	BERGMAN, SEAN	FR	BRITISH COLUMBIA	9:12.22
6	1130	POTERACKE, KEVIN	JR	SOUTHERN OREGON	9:13.98
7	706	HARTMAN, JOEL	SR	BETHEL (IND.)	9:17.12
8	799	BOEKENOOGEN, CRA	SR	CORBAN	9:17.50
9	1107	BROWN, AESOP	SR	SCAD SAVANNAH	9:19.99
10	1178	BEAMISH, JOSEPH	JR	TAYLOR	9:20.07
11	776	GODFREY, BILLY	SO	COLLEGE OF IDAHO	9:22.27
12	1200	FRANCO, ALEC	JR	THE MASTERS	9:22.33
13	868	MASZK, NIC	JR	EASTERN OREGON	9:25.97
14	1209	DEATLEY, ZACH	SR	VANGUARD	9:27.12
15	945	GERICK, NATHAN	SR	INDIANA WESLEYAN	9:28.39
16	979	MUNOZ-LECHUGA, FA	JR	LINDENWOOD-BELLE	9:29.75
17	1044	SKILLERN, SEAN	SR	MORNINGSIDE	9:30.26

#21 Women's 4 x 100m Relay

W	World	40.82	USA	8/11/2012
A	American	40.82	USA national team	8/11/2012
N	NAIA Championship	44.32	Central State, OH	1994
C	College Outdoor	42.12	Oregon	4/15/2017

Finals 2:40 PM (Day 3)

Lane	Team	Time
Section 1 of 1		
1	DORDT (A)	A 47.29
2	SOUTHERN OREGON (A)	A 47.06
3	WILEY (A)	A 46.99
4	INDIANA TECH (A)	A 45.83
5	SOUTHERN-NO (A)	A 46.17
6	SIENA HEIGHTS (A)	A 46.44
7	USC-BEAUFORT (A)	A 47.13
8	WILLIAM CAREY (A)	A 47.18

#22 Men's 4 x 100m Relay

W	World	36.84	JAM	8/11/2012
A	American	37.38	USA national team	8/10/2012
N	NAIA Championship	39.40	Lindenwood, MO	2005
C	College Outdoor	38.04	T.C.U.	6/5/1998

Finals 2:50 PM (Day 3)

Lane	Team	Time
Section 1 of 1		
1	CAMPBELLSVILLE (A)	A 41.42
2	MARIAN (IND.) (A)	A 40.74
3	SOUTHERN-NO (A)	A 41.14
4	INDIANA TECH (A)	A 40.07
5	SOUTHERN OREGON (A)	A 41.10
6	EDWARD WATERS (A)	A 41.31
7	LINDSEY WILSON (A)	A 41.27
8	BETHEL (IND.) (A)	A 41.41

#9 Women's 1500 Meters

W	World	3:50.07	Genzebe Dibaba	7/17/2015
A	American	3:57.12	Mary Slaney	7/26/1983
N	NAIA Championship	4:16.56	Sarah Howell	1992
C	College Outdoor	3:59.90	Jenny Simpson	

3:00 PM (Day 3)

Lane	#	Name	Yr	Team	Time
Section 1 of 1					
1	514	SHIELDS, ANNA	SO	POINT PARK	4:22.35
2	195	HAWTHORN, NATALIA	SR	BRITISH COLUMBIA	4:25.55
3	162	SIGAFOOSE, ADRI	JR	AQUINAS	4:26.92
4	200	SYMONDS, NICOLA	SO	BRITISH COLUMBIA	4:29.34
5	544	PERKINSON, JESSA	JR	SOUTHERN OREGON	4:30.11
6	196	KILMARTIN, SANDRA	SR	BRITISH COLUMBIA	4:31.14

NAIA OUTDOOR TRACK & FIELD CHAMPIONSHIPS 2017

Gulf Shores, AL

Mickey Miller Blackwell Stadium

Weather: Sunny & Clear, Th- 80, Fr- 83, Sa- 84

Host: Gulf Shores Sports Commission

5/25/2017 - 5/27/2017

MEET OFFICIALS**Meet Director:**


Houston Young

Meet Referee:

Lawhorn/Thurber/ Mitchell

Timing:

www.cfpitiming.com

**OFFICIAL MEET REPORT**

printed: 5/25/2017 10:30 PM

START LIST**#9 Women's 1500 Meters (cont'd)****3:00 PM (Day 3)**

Lane	#	Name	Yr	Team	Time
7	403	MCBEATH, SARAH	SR	INDIANA WESLEYAN	4:33.07
8	490	MOORE, SARA	SR	OKLAHOMA CITY	4:35.02
9	504	DE CASTRO, DANIELL	SO	OREGON TECH	4:35.10
10	477	ENGELBREKT, LILY	JR	NORTHWEST U.	4:35.54
11	607	PEDRICK, MORGAN	SR	THE MASTERS	4:35.57
12	224	KLOPFENSTEIN, LILA	SR	COLLEGE OF IDAHO	4:39.55

#10 Men's 1500 Meters

W	World	3:26.00	Hicham El Guerrouj	7/14/1998
A	American	3:29.30	Bernard Lagat	8/28/2005
N	NAIA Championship	3:41.39	Silas Kisorio	2012
C	College Outdoor	3:35.30	Sydney Maree	6/6/1981

Finals 3:10 PM (Day 3)

Lane	#	Name	Yr	Team	Time
Section 1 of 1					
1	755	GARCIA, DANIEL	SR	CARDINAL STRITCH	3:51.75
2	1106	PETSCH, ISAAC	SO	ROCKY MOUNTAIN	3:51.83
3	1069	ROSE, TIM	JR	NORTHWESTERN (IO)	3:53.10
4	765	HYATT, CHANCE	JR	CARROLL	3:51.99
5	744	TRUMMER, MAX	JR	BRITISH COLUMBIA	3:51.95
6	1155	BLAYLOCK, BRIAN	JR	ST. FRANCIS (ILL.)	3:52.23
7	1101	GARCIA, ALEJANDRO	SR	ROBERT MORRIS (ILL.)	3:51.42
8	1201	MIKESELL, SKYLER	JR	THE MASTERS	3:52.46
9	781	LAWSON, TYLER	SO	COLUMBIA (MO.)	3:53.00
10	734	JARRON, LUKAS	SR	BRITISH COLUMBIA	3:52.15
11	935	RUNYAN, LUKE	JR	INDIANA TECH	3:52.59
12	780	HOLMAN, MALIK	FR	COLUMBIA (MO.)	3:52.30

#17 Women's 400m Hurdles

W	World	52.34	Yuliya Pechenkina	8/8/2003
A	American	52.47	Lashinda Demus	9/1/2011
N	NAIA Championship	55.14	Deon Hemmings	1993
C	College Outdoor	53.21	Kori Carter	6/7/2013

Finals 4:10 PM (Day 3)

Lane	#	Name	Yr	Team	Time
Section 1 of 1					
1	631	FLORES, ALEXIS	JR	WAYLAND BAPTIST	1:01.74
2	279	NEWMAN, SASHA	JR	DILLARD	1:01.47
3	282	BRAMHALL, RACHEL	SR	DOANE	1:01.31
4	549	GREEN, SHANTAE	JR	SOUTHERN-NO	1:00.71
5	558	NEEDHAM, TAYLOR	JR	SOUTHWESTERN (KA)	1:00.87
6	552	SMIKLE, KIMONA	SO	SOUTHERN-NO	1:01.63
7	283	BRANNAGAN, KALYN	JR	DOANE	1:01.63
8	571	SMITH, MOLLY JO	SR	ST. AMBROSE	1:01.73

#18 Men's 400m Hurdles

W	World	46.78	Kevin Young	8/6/1992
A	American	46.78	Kevin Young	8/6/1992
N	NAIA Championship	49.51	Pat Brown	2005
C	College Outdoor	47.56	Kerron Clement	6/11/2005

Finals 4:20 PM (Day 3)

Lane	#	Name	Yr	Team	Time
Section 1 of 1					
1	1151	REEMTSMA, JACK	SO	ST. AMBROSE	53.56
2	985	MURPHY, CAMERON	JR	LINDSEY WILSON	53.35
3	1058	RANDLE, TJ	JR	NORTHWEST U.	53.31
4	888	SMITH, SHAKEEM	FR	FLORIDA MEMORIAL	52.71
5	681	THOMPSON, JORDAN	SO	ALLEN	53.11
6	1097	CAMPBELL, CLINTON	JR	RIO GRANDE	53.19
7	1213	ROGERS, NOAH	JR	VANGUARD	54.01
8	797	WIECHMAN, LUCAS	SR	CONCORDIA (NEB.)	53.38

#3 Women's 200 Meters

W	World	21.34	Florence Griffith-Joyner	9/29/1988
A	American	21.34	Florence Griffith Joyner	9/29/1988
N	NAIA Championship	23.10	Sevethedn Fynes	
C	College Outdoor	22.04	Dawn Sowell	6/2/1989

Finals 5:10 PM (Day 3)

Lane	#	Name	Yr	Team	Time
Section 1 of 1					
1	512	FLETCHER, JEROSAN	JR	PARK U.	24.61
2	657	POLEON, NATASHA	SO	WILEY	24.20
3	397	WOODS, BRIANNA	SR	INDIANA TECH	23.98
4	547	BOLTON, ARGYANA	FR	SOUTHERN-NO	23.85
5	619	WILLIAMS, J'HARI	FR	USC-BEAUFORT	23.94
6	634	JOHNSON, DEVIN	FR	WAYLAND BAPTIST	24.19
7	260	BRAY, PAIGE	JR	CULVER-STOCKTON	24.52
8	522	GARDNER, ASIA	FR	SIENA HEIGHTS	24.61

#4 Men's 200 Meters

W	World	19.19	Usain Bolt	8/20/2009
A	American	19.32	Michael Johnson	8/1/1996
N	NAIA Championship	20.57	Innocent Egbunike	1985
C	College Outdoor	19.69	Walter Dix	5/25/2007

Finals 5:20 PM (Day 3)

Lane	#	Name	Yr	Team	Time
Section 1 of 1					
1	1253	RALPH, QUINN-LEE	SR	WILEY	21.19
2	1138	THOMPSON, JAHNOY	SO	SOUTHERN-NO	20.90
3	938	STANLEY, TREVOR	SR	INDIANA TECH	21.09
4	1249	MORAIN, MORIBA	JR	WILEY	20.82
5	1223	HANDBOROUGH, KA	SR	WAYLAND BAPTIST	20.95
6	981	HALLMON, KEVIN	SO	LINDSEY WILSON	21.12

NAIA OUTDOOR TRACK & FIELD CHAMPIONSHIPS 2017

Gulf Shores, AL

Mickey Miller Blackwell Stadium

Weather: Sunny & Clear, Th- 80, Fr- 83, Sa- 84

Host: Gulf Shores Sports Commission

5/25/2017 - 5/27/2017

MEET OFFICIALS

Meet Director:

Houston Young

Meet Referee:

Lawhorn/Thurber/ Mitchell

Timing:

www.cfpitiming.com



OFFICIAL MEET REPORT

printed: 5/25/2017 10:30 PM

START LIST

#4 Men's 200 Meters (cont'd)

Finals 5:20 PM (Day 3)

Lane	#	Name	Yr	Team	Time
7	987	ROBINSON, DEQUAN	FR	LINDSEY WILSON	21.15
8	1254	SHEARMAN, KIMORIE	FR	WILEY	21.18